

Månadsrapport

AMF Aktiefond Asien Stilla havet



As of 2025-03-31

Fondandelar kan både öka och minska i värde. Det är inte säkert att du får tillbaka hela det insatta kapitalet.

Översikt

| | |
|----------------------------|------------|
| Morningstar Rating 3 Yr | ★★★ |
| Morningstar Rating Overall | ★★★★ |
| Inception Date | 2008-09-25 |
| Fund Size (Mil) | 1 869,7 |
| NAV | 315,28 |
| Cash % | 1,1 |
| Management Fee | 0,40 |
| Manager Name | Henrik Oh |

Kalenderavkastning %

| | YTD | 2024 | 2023 | 2022 | 2021 | 2020 |
|--------------------------------------|------|------|------|------|------|------|
| Aktiefond-Asien Stilla havet | -6,7 | 20,4 | 5,6 | -9,3 | 8,9 | 12,3 |
| MSCI AC Asia Pacific NR (omräkn.sek) | -8,3 | 20,1 | 7,8 | -8,6 | 9,5 | 6,4 |

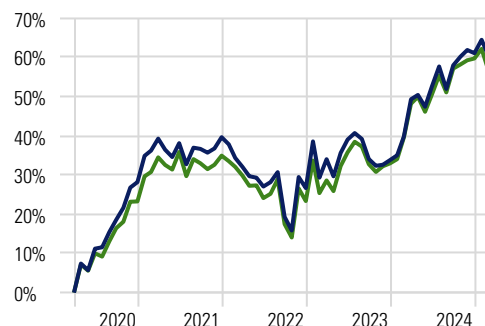
Jämförelseindex fr.o.m. 2022-11-01, tidigare MSCI AC Asia Pacific ESG Leaders NR (omräkn. sek).

Rullande avkastning, Årsbasis %

| | 1 month | 3 months | 1 Year | 5 Years | 10 Years |
|--------------------------------------|---------|----------|--------|---------|----------|
| Aktiefond-Asien Stilla havet | -6,5 | -6,7 | 0,6 | 8,5 | 6,7 |
| MSCI AC Asia Pacific NR (omräkn.sek) | -6,7 | -8,3 | -1,2 | 7,9 | 6,3 |

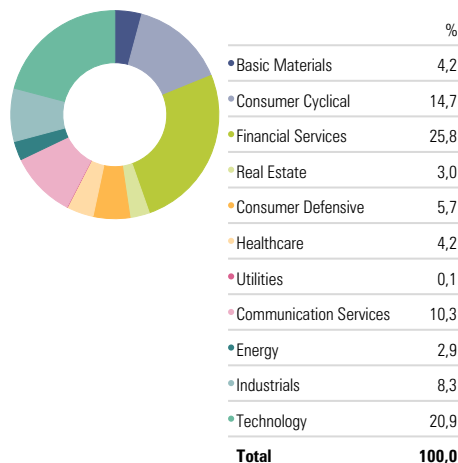
Utveckling

Time Period: 2020-04-01 to 2025-03-31



Aktiefond-Asien Stilla havet 50,2% MSCI AC Asia Pacific NR (omräkn.sek) 46,5%

Sektorer

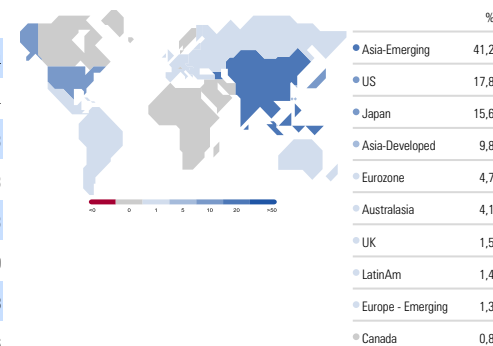


Största innehav

| Company | Sector | Wgt % |
|---|------------------------|-------|
| Taiwan Semiconductor Manufacturing Co Ltd | Technology | 7,1 |
| Tencent Holdings Ltd | Communication Services | 6,4 |
| Alibaba Group Holding Ltd Ordinary Shares | Consumer Cyclical | 4,4 |
| Sumitomo Mitsui Financial Group Inc | Financial Services | 4,3 |
| BYD Co Ltd Class H | Consumer Cyclical | 3,3 |
| Pan Pacific International Holdings Corp | Consumer Defensive | 3,3 |
| East Japan Railway Co | Industrials | 2,9 |
| CSL Ltd | Healthcare | 2,8 |
| MediaTek Inc | Technology | 2,6 |
| Shin-Etsu Chemical Co Ltd | Basic Materials | 2,5 |

Intäkter exponering, Region

Portfolio Date: 2025-03-31

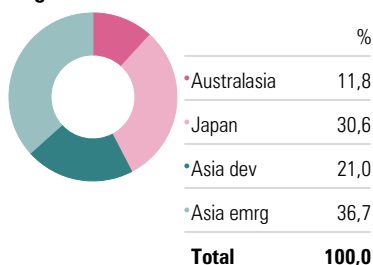


Riskindikatorer

Time Period: 2023-04-01 to 2025-03-31

| | Fond | Index |
|---------------------------|-------|-------|
| Std Dev | 10,8 | 10,6 |
| Excess Return | -0,9 | 0,0 |
| Information Ratio (arith) | -0,42 | — |
| Sharpe Ratio | 0,27 | 0,35 |
| Tracking Error | 2,0 | 0,0 |
| Alpha | -0,79 | 0,00 |
| Beta | 1,00 | 1,00 |
| R2 | 96,4 | 100,0 |

Regioner



Hållbarhetsrating



Koldioxidrisker

Portfolio Date: 2025-01-31

Low Carbon Designation



Morningstar carbon metrics are asset-weighted portfolio calculations based on Sustainalytics' company Carbon Risk Rating. To receive the Morningstar® Low Carbon Designation™, a fund must have a 12-month average Portfolio Carbon Risk Score below 10 and a 12-month average Fossil Fuel Involvement of less than 7% of assets. This signal helps investors easily identify funds that are well-positioned to transition to a low-carbon economy.

Månadsrapport

AMF Aktiefond Europa



As of 2025-03-31

Fondandelar kan både öka och minska i värde. Det är inte säkert att du får tillbaka hela det insatta kapitalet.

Översikt

| | |
|----------------------------|------------------------------|
| Morningstar Rating 3 Yr | ★★★★ |
| Morningstar Rating Overall | ★★★★ |
| Inception Date | 1999-04-30 |
| Fund Size (Mil) | 11 190,0 |
| NAV | 354,25 |
| Cash % | 1,1 |
| Management Fee | 0,40 |
| Manager Name | Rickard Alte, Thomas Nordahl |

Kalenderavkastning %

| | YTD | 2024 | 2023 | 2022 | 2021 | 2020 |
|--------------------------------|-----|------|------|------|------|------|
| Aktiefond-Europa | 2,7 | 9,3 | 15,4 | -4,0 | 23,1 | 1,1 |
| MSCI AC Europe NR (omräkn.sek) | 0,5 | 11,7 | 16,1 | -7,4 | 28,2 | -4,8 |

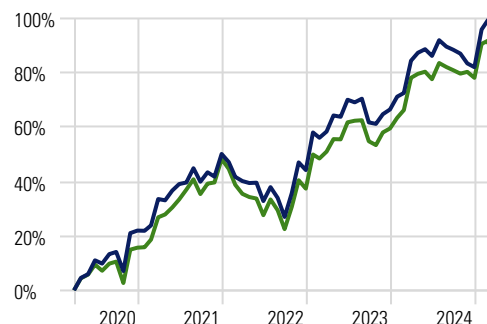
Jämförelseindex fr.o.m. 2022-11-01, tidigare MSCI AC Europe ESG Leaders NR (omräkn. sek).

Rullande avkastning, Årsbasis %

| | 1 month | 3 months | 1 Year | 5 Years | 10 Years |
|--------------------------------|---------|----------|--------|---------|----------|
| Aktiefond-Europa | -6,3 | 2,7 | 1,4 | 13,3 | 7,3 |
| MSCI AC Europe NR (omräkn.sek) | -6,6 | 0,5 | 0,5 | 12,4 | 7,1 |

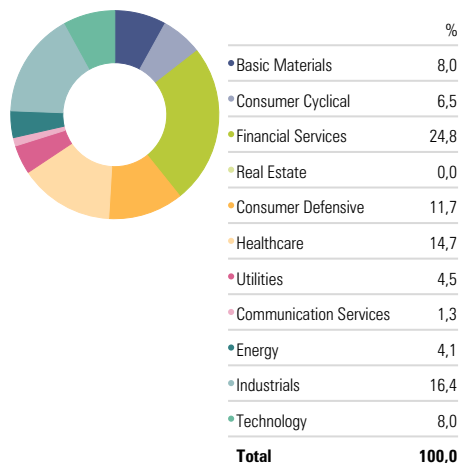
Utveckling

Time Period: 2020-04-01 to 2025-03-31



■ Aktiefond-Europa 86,9% ■ MSCI AC Europe NR (omräkn.sek) 79,0%

Sektorer

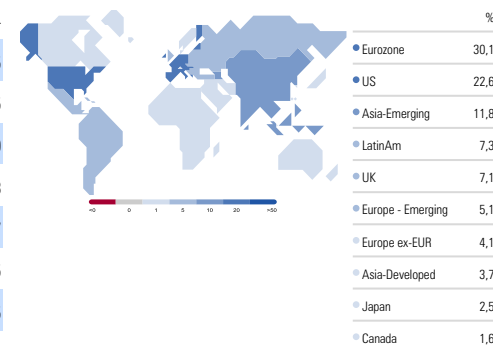


Största innehav

| Company | Sector | Vikt % |
|----------------------------|--------------------|--------|
| AstraZeneca PLC | Healthcare | 5,4 |
| Siemens AG | Industrials | 4,5 |
| SAP SE | Technology | 4,5 |
| ING Groep NV | Financial Services | 4,0 |
| Anheuser-Busch InBev SA/NV | Consumer Defensive | 3,8 |
| Air Liquide SA | Basic Materials | 3,7 |
| TotalEnergies SE | Energy | 3,5 |
| Allianz SE | Financial Services | 3,5 |
| Novo Nordisk AS Class B | Healthcare | 3,3 |
| ASML Holding NV | Technology | 3,0 |

Intäkter exponering, Region

Portfolio Date: 2025-03-31

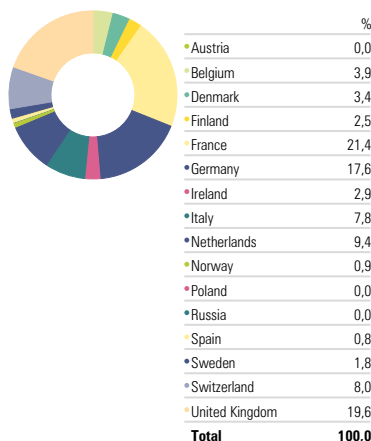


Riskindikatorer

Time Period: 2023-04-01 to 2025-03-31

| | Fond | Index |
|---------------------------|-------|-------|
| Std Dev | 10,9 | 10,6 |
| Excess Return | -0,3 | 0,0 |
| Information Ratio (arith) | -0,10 | — |
| Sharpe Ratio | 0,51 | 0,54 |
| Tracking Error | 2,6 | 0,0 |
| Alpha | -0,18 | 0,00 |
| Beta | 0,99 | 1,00 |
| R2 | 94,4 | 100,0 |

Länder



Hållbarhetsrating



Koldioxidrisker

Portfolio Date: 2025-01-31

No Designation

Morningstar carbon metrics are asset-weighted portfolio calculations based on Sustainalytics' company Carbon Risk Rating. To receive the Morningstar® Low Carbon Designation™, a fund must have a 12-month average Portfolio Carbon Risk Score below 10 and a 12-month average Fossil Fuel Involvement of less than 7% of assets. This signal helps investors easily identify funds that are well-positioned to transition to a low-carbon economy.

Månadsrapport

AMF Aktiefond Global



As of 2025-03-31

Fondandelar kan både öka och minska i värde. Det är inte säkert att du får tillbaka hela det insatta kapitalet.

Översikt

| | |
|----------------------------|---------------------------|
| Morningstar Rating 3 Yr | ★★★ |
| Morningstar Rating Overall | ★★★★ |
| Inception Date | 2001-11-15 |
| Fund Size (Mil) | 36 217,9 |
| NAV | 365,22 |
| Cash % | 0,8 |
| Management Fee | 0,40 |
| Manager Name | Henrik Oh, Thomas Nordahl |

Kalenderavkastning %

| | YTD | 2024 | 2023 | 2022 | 2021 | 2020 |
|---------------------------|-------|------|------|------|------|------|
| Aktiefond-Global | -9,0 | 22,1 | 20,7 | -7,3 | 33,3 | 5,2 |
| MSCI ACWI NR (omräkn.sek) | -10,3 | 28,8 | 18,2 | -8,8 | 33,2 | 1,8 |

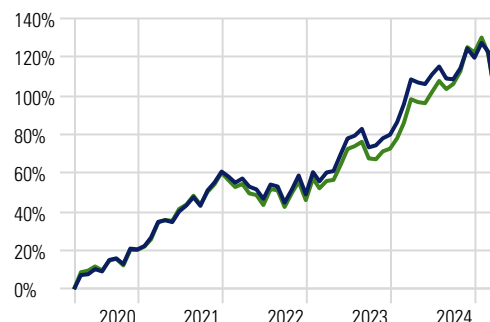
Jämförelseindex fr.o.m. 2022-11-01, tidigare MSCI ACWI ESG Leaders NR (omräkn. sek).

Rullande avkastning, Årsbasis %

| | 1 month | 3 months | 1 Year | 5 Years | 10 Years |
|---------------------------|---------|----------|--------|---------|----------|
| Aktiefond-Global | -10,3 | -9,0 | -4,1 | 14,8 | 10,9 |
| MSCI ACWI NR (omräkn.sek) | -10,1 | -10,3 | 0,7 | 14,8 | 10,5 |

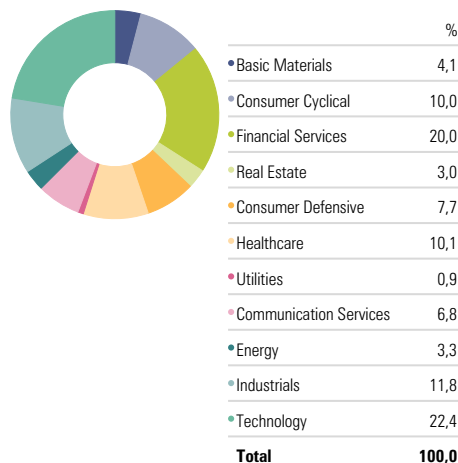
Utveckling

Time Period: 2020-04-01 to 2025-03-31



Aktiefond-Global 99,8% MSCI ACWI NR (omräkn.sek) 99,4%

Sektorer

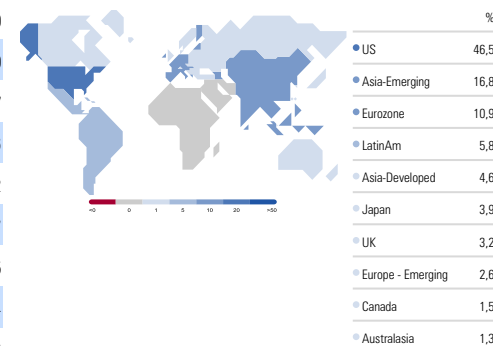


Största innehav

| Största innehav | Sektor | Vikt % |
|---|--------------------|--------|
| Microsoft Corp | Technology | 6,0 |
| NVIDIA Corp | Technology | 5,0 |
| Apple Inc | Technology | 3,7 |
| Visa Inc Class A | Financial Services | 3,6 |
| Amazon.com Inc | Consumer Cyclical | 3,2 |
| Intercontinental Exchange Inc | Financial Services | 2,7 |
| AstraZeneca PLC | Healthcare | 2,5 |
| Alibaba Group Holding Ltd ADR | Consumer Cyclical | 2,4 |
| Salesforce Inc | Technology | 2,3 |
| Taiwan Semiconductor Manufacturing Co Ltd ADR | Technology | 2,3 |

Intäkter exponering, Region

Portfolio Date: 2025-03-31

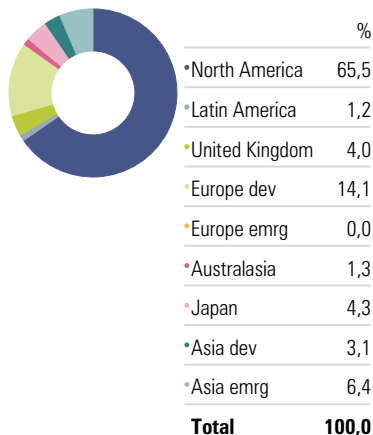


Riskindikatorer

Time Period: 2023-04-01 to 2025-03-31

| | Fond | Index |
|---------------------------|-------|-------|
| Std Dev | 13,0 | 13,0 |
| Excess Return | -1,5 | 0,0 |
| Information Ratio (arith) | -0,62 | — |
| Sharpe Ratio | 0,66 | 0,76 |
| Tracking Error | 2,4 | 0,0 |
| Alpha | -1,16 | 0,00 |
| Beta | 0,98 | 1,00 |
| R2 | 96,7 | 100,0 |

Regioner



Hållbarhetsrating



Koldioxidrisker

Portfolio Date: 2025-01-31

No Designation

Morningstar carbon metrics are asset-weighted portfolio calculations based on Sustainalytics' company Carbon Risk Rating. To receive the Morningstar® Low Carbon Designation™, a fund must have a 12-month average Portfolio Carbon Risk Score below 10 and a 12-month average Fossil Fuel Involvement of less than 7% of assets. This signal helps investors easily identify funds that are well-positioned to transition to a low-carbon economy.

Månadsrapport

AMF Aktiefond Nordamerika



As of 2025-03-31

Fondandelar kan både öka och minska i värde. Det är inte säkert att du får tillbaka hela det insatta kapitalet.

Översikt

| | |
|----------------------------|----------------|
| Morningstar Rating 3 Yr | ★★★ |
| Morningstar Rating Overall | ★★★★ |
| Inception Date | 2007-09-24 |
| Fund Size (Mil) | 7 962,7 |
| NAV | 638,28 |
| Cash % | 1,1 |
| Management Fee | 0,40 |
| Manager Name | Thomas Nordahl |

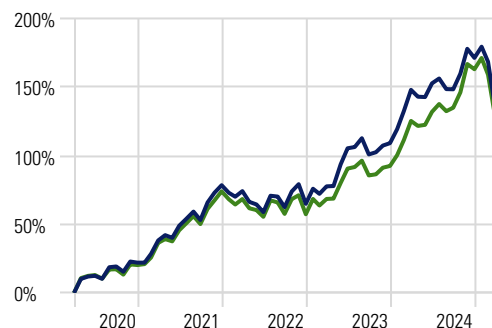
Kalenderavkastning %

| | YTD | 2024 | 2023 | 2022 | 2021 | 2020 |
|--------------------------|-------|------|------|------|------|------|
| Aktiefond-Nordamerika | -13,5 | 29,7 | 26,8 | -7,6 | 46,2 | 6,2 |
| MSCI USA NR (omräkn.sek) | -13,3 | 36,6 | 22,3 | -9,6 | 44,6 | 3,7 |

Jämförelseindex fr.o.m. 2022-11-01, tidigare MSCI USA ESG Leaders NR (omräkn. sek).

Utveckling

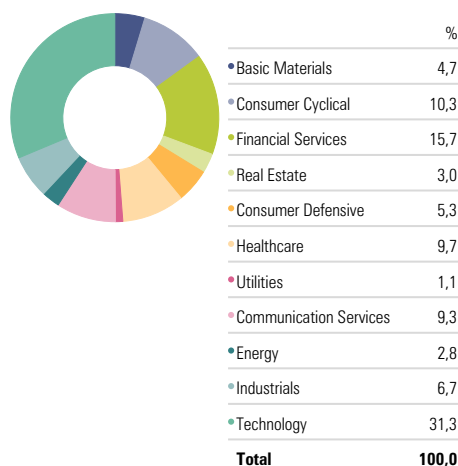
Time Period: 2020-04-01 to 2025-03-31



Rullande avkastning, Årsbasis %

| | 1 month | 3 months | 1 Year | 5 Years | 10 Years |
|--------------------------|---------|----------|--------|---------|----------|
| Aktiefond-Nordamerika | -12,6 | -13,5 | -5,4 | 18,6 | 14,1 |
| MSCI USA NR (omräkn.sek) | -11,9 | -13,3 | 1,2 | 17,9 | 13,5 |

Sektorer

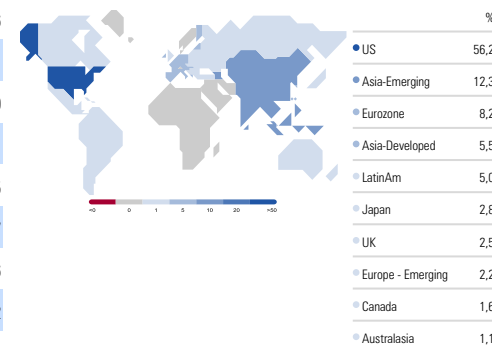


Största innehav

| | Sector | Vikt % |
|----------------------|------------------------|--------|
| Microsoft Corp | Technology | 8,6 |
| NVIDIA Corp | Technology | 8,1 |
| Apple Inc | Technology | 7,0 |
| Amazon.com Inc | Consumer Cyclical | 6,1 |
| Visa Inc Class A | Financial Services | 4,5 |
| Eli Lilly and Co | Healthcare | 3,7 |
| Alphabet Inc Class C | Communication Services | 3,6 |
| Salesforce Inc | Technology | 3,2 |
| Linde PLC | Basic Materials | 2,9 |
| Parker Hannifin Corp | Industrials | 2,8 |

Intäkter exponering, Region

Portfolio Date: 2025-02-28



Riskindikatorer

Time Period: 2023-04-01 to 2025-03-31

| | Fond | Index |
|---------------------------|-------|-------|
| Std Dev | 16,4 | 15,6 |
| Excess Return | -1,4 | 0,0 |
| Information Ratio (arith) | -0,54 | — |
| Sharpe Ratio | 0,73 | 0,84 |
| Tracking Error | 2,6 | 0,0 |
| Alpha | -1,64 | 0,00 |
| Beta | 1,04 | 1,00 |
| R2 | 97,6 | 100,0 |

Hållbarhetsrating



Koldioxidrisker

Portfolio Date: 2025-01-31

Low Carbon Designation



Morningstar carbon metrics are asset-weighted portfolio calculations based on Sustainalytics' company Carbon Risk Rating. To receive the Morningstar® Low Carbon Designation™, a fund must have a 12-month average Portfolio Carbon Risk Score below 10 and a 12-month average Fossil Fuel Involvement of less than 7% of assets. This signal helps investors easily identify funds that are well-positioned to transition to a low-carbon economy.

Månadsrapport

AMF Aktiefond Småbolag



As of 2025-03-31

Fondandelar kan både öka och minska i värde. Det är inte säkert att du får tillbaka hela det insatta kapitalet.

Översikt

| | |
|----------------------------|-------------------------------|
| Morningstar Rating 3 Yr | ★ |
| Morningstar Rating Overall | ★★ |
| Inception Date | 2004-05-17 |
| Fund Size (Mil) | 15 609,6 |
| NAV | 1 195,24 |
| Cash % | 1,4 |
| Management Fee | 0,40 |
| Manager Name | Sophie Larsén, Johan Skoglund |

Kalenderavkastning %

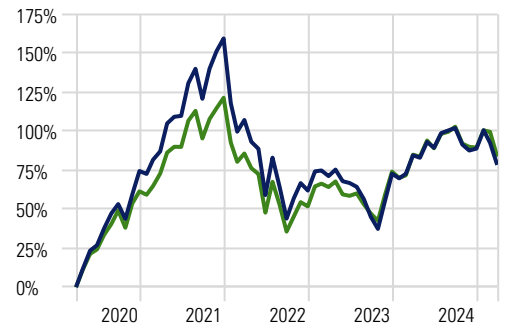
| | YTD | 2024 | 2023 | 2022 | 2021 | 2020 |
|----------------------------------|------|------|------|-------|------|------|
| Aktiefond-Småbolag | -5,5 | 9,3 | 6,7 | -37,6 | 48,7 | 41,5 |
| Carnegie Small Cap Return Sweden | -3,1 | 8,8 | 14,7 | -31,4 | 37,1 | 23,0 |

Rullande avkastning, Årsbasis %

| | 1 month | 3 months | 1 Year | 5 Years | 10 Years |
|----------------------------------|---------|----------|--------|---------|----------|
| Aktiefond-Småbolag | -7,4 | -5,5 | -3,3 | 12,3 | 11,0 |
| Carnegie Small Cap Return Sweden | -8,0 | -3,1 | -0,7 | 12,9 | 10,6 |

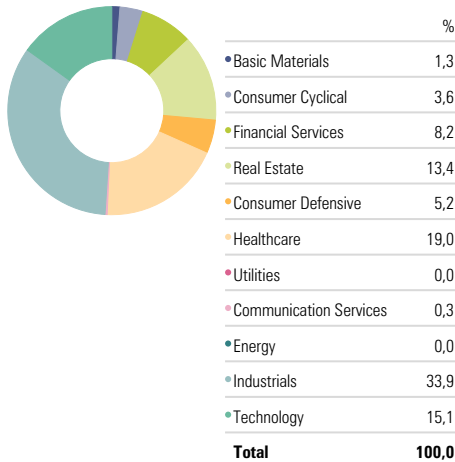
Utveckling

Time Period: 2020-04-01 to 2025-03-31



■ Aktiefond-Småbolag 78,4% ■ Carnegie Small Cap Return Sweden 83,7%

Sektorer

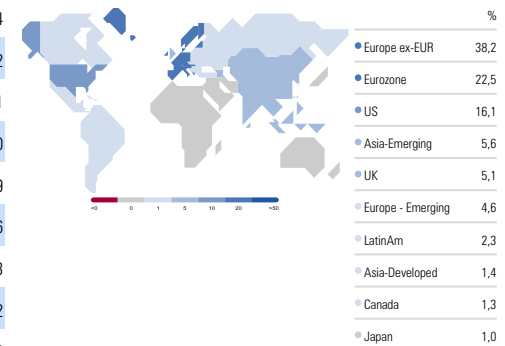


Största innehav

| | Sector | Vikt % |
|-----------------------------------|--------------------|--------|
| Addtech AB Class B | Industrials | 4,4 |
| Fortnox AB | Technology | 4,2 |
| Sweco AB Class B | Industrials | 4,1 |
| Trelleborg AB Class B | Industrials | 4,0 |
| Nordnet AB (publ) Ordinary Shares | Financial Services | 3,9 |
| Beijer Ref AB Class B | Industrials | 3,6 |
| AAK AB | Consumer Defensive | 3,3 |
| Skanska AB Class B | Industrials | 3,2 |
| AB Sagax Class B | Real Estate | 3,2 |
| Sectra AB Class B | Healthcare | 2,9 |

Intäkter exponering, Region

Portfolio Date: 2025-03-31



Riskindikatorer

Time Period: 2023-04-01 to 2025-03-31

| | Fond | Index |
|---------------------------|-------|-------|
| Std Dev | 18,8 | 16,9 |
| Excess Return | -3,7 | 0,0 |
| Information Ratio (arith) | -0,77 | — |
| Sharpe Ratio | 0,02 | 0,21 |
| Tracking Error | 4,8 | 0,0 |
| Alpha | -3,53 | 0,00 |
| Beta | 1,08 | 1,00 |
| R2 | 93,9 | 100,0 |

Hållbarhetsrating



Koldioxidrisker

Portfolio Date: 2025-01-31

Low Carbon Designation



Morningstar carbon metrics are asset-weighted portfolio calculations based on Sustainalytics' company Carbon Risk Rating. To receive the Morningstar® Low Carbon Designation™, a fund must have a 12-month average Portfolio Carbon Risk Score below 10 and a 12-month average Fossil Fuel Involvement of less than 7% of assets. This signal helps investors easily identify funds that are well-positioned to transition to a low-carbon economy.

Månadsrapport

AMF Aktiefond Sverige



As of 2025-03-31

Fondandelar kan både öka och minska i värde. Det är inte säkert att du får tillbaka hela det insatta kapitalet.

Översikt

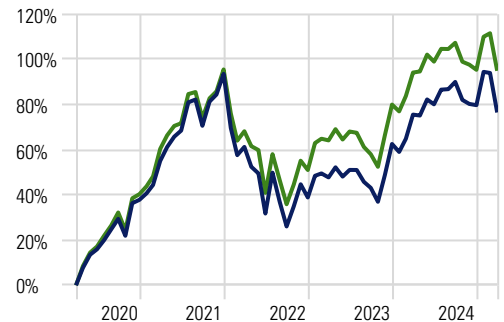
| | |
|----------------------------|---|
| Morningstar Rating 3 Yr | ★★ |
| Morningstar Rating Overall | ★★ |
| Inception Date | 1998-12-30 |
| Fund Size (Mil) | 44 127,8 |
| NAV | 940,90 |
| Cash % | 1,1 |
| Management Fee | 0,40 |
| Manager Name | Dick Bergqvist, Anders Hansson, Patricia Hedelius |

Kalenderavkastning %

| | YTD | 2024 | 2023 | 2022 | 2021 | 2020 |
|-------------------|------|------|------|-------|------|------|
| Aktiefond-Sverige | -1,8 | 10,6 | 17,1 | -28,3 | 40,5 | 11,7 |
| SIXPRX | -0,2 | 8,6 | 19,2 | -22,8 | 39,3 | 14,8 |

Utveckling

Time Period: 2020-04-01 to 2025-03-31

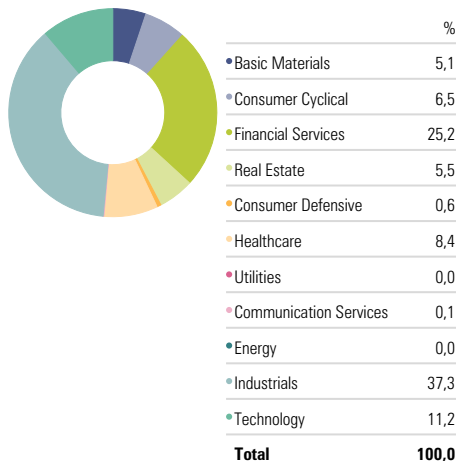


■ Aktiefond-Sverige 76,5% ■ SIXPRX 94,9%

Rullande avkastning, Årsbasis %

| | 1 month | 3 months | 1 Year | 5 Years | 10 Years |
|-------------------|---------|----------|--------|---------|----------|
| Aktiefond-Sverige | -9,0 | -1,8 | 0,5 | 12,0 | 6,4 |
| SIXPRX | -7,9 | -0,2 | 0,4 | 14,3 | 8,5 |

Sektorer

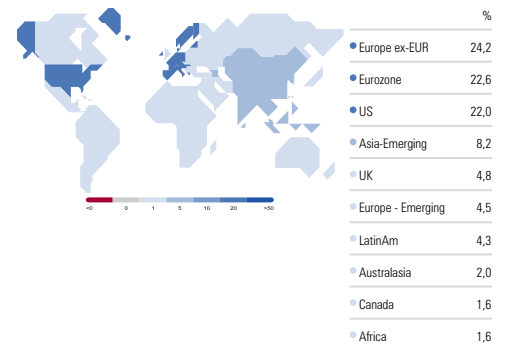


Största innehav

| Company | Sector | Vikt % |
|--|--------------------|--------|
| Investor AB Class A | Financial Services | 9,9 |
| Volvo AB Class B | Industrials | 9,2 |
| Skandinaviska Enskilda Banken AB Class A | Financial Services | 7,1 |
| Atlas Copco AB Class B | Industrials | 6,9 |
| Epiroc AB Share B | Industrials | 4,0 |
| Indutrade AB | Industrials | 3,7 |
| Hexagon AB Class B | Technology | 3,5 |
| Svenska Cellulosa AB Class B | Basic Materials | 3,3 |
| Telefonaktiebolaget L M Ericsson Class B | Technology | 3,1 |
| Hennes & Mauritz AB Class B | Consumer Cyclical | 3,0 |

Intäkter exponering, Region

Portfolio Date: 2025-03-31



Riskindikatorer

Time Period: 2023-04-01 to 2025-03-31

| | Fond | Index |
|---------------------------|------|-------|
| Std Dev | 15,5 | 14,4 |
| Excess Return | 0,3 | 0,0 |
| Information Ratio (arith) | 0,16 | — |
| Sharpe Ratio | 0,44 | 0,44 |
| Tracking Error | 2,0 | 0,0 |
| Alpha | 0,04 | 0,00 |
| Beta | 1,06 | 1,00 |
| R2 | 98,6 | 100,0 |

Hållbarhetsrating



Koldioxidrisker

Portfolio Date: 2025-01-31

Low Carbon Designation



Morningstar carbon metrics are asset-weighted portfolio calculations based on Sustainalytics' company Carbon Risk Rating. To receive the Morningstar® Low Carbon Designation™, a fund must have a 12-month average Portfolio Carbon Risk Score below 10 and a 12-month average Fossil Fuel Involvement of less than 7% of assets. This signal helps investors easily identify funds that are well-positioned to transition to a low-carbon economy.

Månadsrapport

AMF Aktiefond Tillväxtmarknader



As of 2025-03-31

Fondandelar kan både öka och minska i värde. Det är inte säkert att du får tillbaka hela det insatta kapitalet.

Översikt

| | |
|----------------------------|------------|
| Morningstar Rating 3 Yr | ★★ |
| Morningstar Rating Overall | ★★★ |
| Inception Date | 2019-12-11 |
| Fund Size (Mil) | 1 936,8 |
| NAV | 122,65 |
| Cash % | 2,0 |
| Management Fee | 0,40 |
| Manager Name | Henrik Oh |

Kalenderavkastning %

| | YTD | 2024 | 2023 | 2022 | 2021 | 2020 |
|---------------------------------------|------|------|------|-------|------|------|
| Aktiefond-Tillväxtmarknader | -3,9 | 18,4 | 1,4 | -11,5 | 6,7 | 7,9 |
| MSCI Emerging Markets NR (omräkn.sek) | -6,4 | 17,9 | 6,2 | -13,1 | 8,0 | 5,4 |

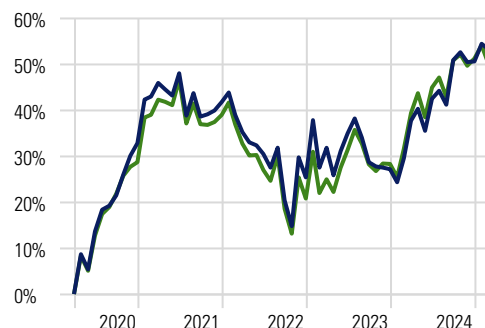
Jämförelseindex fr.o.m. 2022-11-01, tidigare MSCI EM ESG Leaders NR (omräkn. sek).

Rullande avkastning, Årsbasis %

| | 1 month | 3 months | 1 Year | 3 Years | 5 Years |
|-------------------|---------|----------|--------|---------|---------|
| Aktiefond-Tillväx | -5,6 | -3,9 | 5,1 | 2,3 | 7,7 |
| MSCI Emerging I | -5,8 | -6,4 | 1,5 | 2,2 | 7,2 |

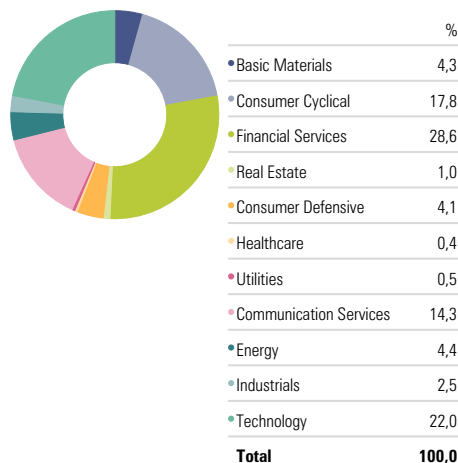
Utveckling

Time Period: 2020-04-01 to 2025-03-31



Aktiefond-Tillväxtmarknader 44,7% MSCI Emerging Markets NR (omräkn.sek) 41,5%

Sektorer

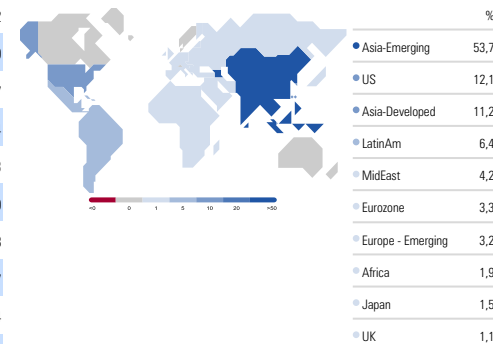


Största innehav

| Company | Sector | Vikt % |
|--|------------------------|--------|
| Tencent Holdings Ltd | Communication Services | 8,2 |
| Taiwan Semiconductor Manufacturing Co Ltd | Technology | 7,0 |
| Alibaba Group Holding Ltd Ordinary Shares | Consumer Cyclical | 5,7 |
| Reliance Industries Ltd | Energy | 3,4 |
| BYD Co Ltd Class H | Consumer Cyclical | 3,3 |
| MediaTek Inc | Technology | 3,0 |
| Ping An Insurance (Group) Co. of China Ltd Class H | Financial Services | 2,8 |
| Samsung Electronics Co Ltd | Technology | 2,7 |
| PT Bank Central Asia Tbk | Financial Services | 2,4 |
| KB Financial Group Inc | Financial Services | 1,9 |

Intäkter exponering, Region

Portfolio Date: 2025-03-31

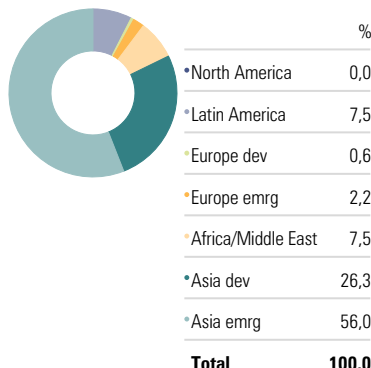


Riskindikatorer

Time Period: 2023-04-01 to 2025-03-31

| | Fond | Index |
|---------------------------|-------|-------|
| Std Dev | 11,9 | 11,5 |
| Excess Return | -1,7 | 0,0 |
| Information Ratio (arith) | -0,53 | — |
| Sharpe Ratio | 0,17 | 0,31 |
| Tracking Error | 3,1 | 0,0 |
| Alpha | -1,53 | 0,00 |
| Beta | 1,00 | 1,00 |
| R2 | 93,1 | 100,0 |

Regioner



Hållbarhetsrating



Koldioxidrisker

Portfolio Date:

No Designation

Morningstar carbon metrics are asset-weighted portfolio calculations based on Sustainalytics' company Carbon Risk Rating. To receive the Morningstar® Low Carbon Designation™, a fund must have a 12-month average Portfolio Carbon Risk Score below 10 and a 12-month average Fossil Fuel Involvement of less than 7% of assets. This signal helps investors easily identify funds that are well-positioned to transition to a low-carbon economy.

Månadsrapport

AMF Aktiefond Världen



As of 2025-03-31

Fondandelar kan både öka och minska i värde. Det är inte säkert att du får tillbaka hela det insatta kapitalet.

Översikt

| | |
|----------------------------|---|
| Morningstar Rating 3 Yr | ★★★ |
| Morningstar Rating Overall | ★★★ |
| Inception Date | 1998-12-30 |
| Fund Size (Mil) | 51 391,0 |
| NAV | 696,73 |
| Cash % | 0,3 |
| Management Fee | 0,40 |
| Manager Name | Magnus Jonasson, Anders Hansson, Fredrik Thor |

Kalenderavkastning %

| | YTD | 2024 | 2023 | 2022 | 2021 | 2020 |
|--|------|------|------|-------|------|------|
| Aktiefond-Världen | -5,4 | 15,7 | 19,0 | -19,4 | 37,3 | 8,0 |
| SIXRX 50%, MSCI ACWI NR (omräkn.sek) 50% | -5,4 | 18,5 | 19,1 | -17,2 | 37,0 | 9,6 |

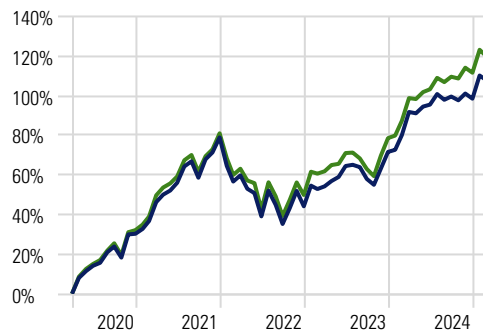
Jämförelseindex fr.o.m. 2024-01-01, tidigare SIXRX 60%, MSCI ACWI NR (omräkn. Sek) 40%.

Rullande avkastning, Årsbasis %

| | 1 month | 3 months | 1 Year | 5 Years | 10 Years |
|--|---------|----------|--------|---------|----------|
| Aktiefond-Världen | -9,7 | -5,4 | -2,1 | 13,4 | 8,1 |
| SIXRX 50%, MSCI ACWI NR (omräkn.sek) 50% | -9,0 | -5,4 | 0,7 | 14,9 | 9,5 |

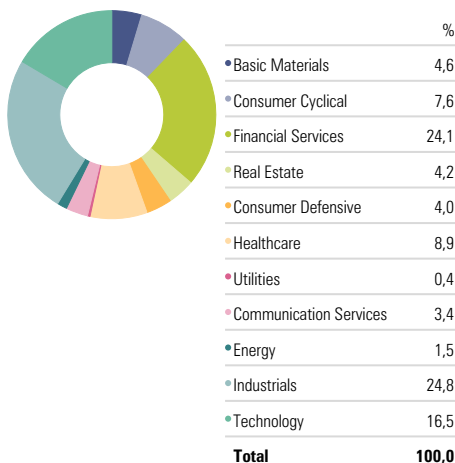
Utveckling

Time Period: 2020-04-01 to 2025-03-31



Aktiefond-Världen 87,6% SIXRX 50%, MSCI ACWI NR (omräkn.sek) 50% 100,2%

Sektorer

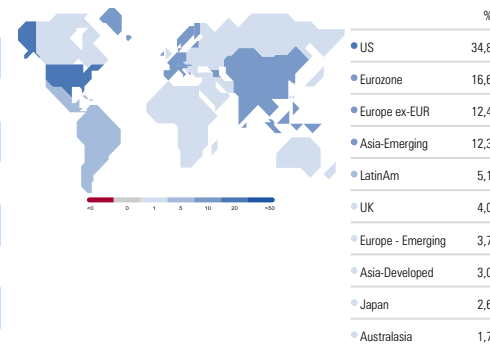


Största innehav

| Company | Sector | Vikt % |
|--|--------------------|--------|
| Investor AB Class A | Financial Services | 5,6 |
| Volvo AB Class B | Industrials | 4,9 |
| Skandinaviska Enskilda Banken AB Class A | Financial Services | 3,7 |
| Atlas Copco AB Class B | Industrials | 3,6 |
| Microsoft Corp | Technology | 2,9 |
| NVIDIA Corp | Technology | 2,5 |
| AstraZeneca PLC | Healthcare | 2,3 |
| Epiroc AB Share B | Industrials | 2,1 |
| Hexagon AB Class B | Technology | 1,8 |
| Apple Inc | Technology | 1,8 |

Intäkter exponering, Region

Portfolio Date: 2025-03-31

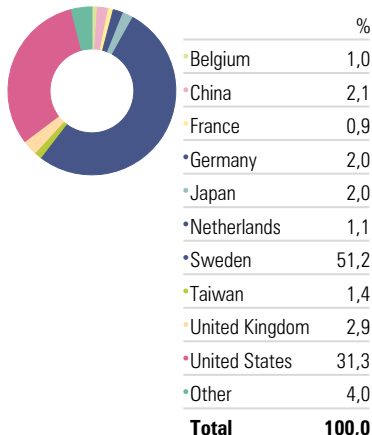


Riskindikatorer

Time Period: 2023-04-01 to 2025-03-31

| | Fond | Index |
|---------------------------|-------|-------|
| Std Dev | 12,1 | 11,9 |
| Excess Return | -0,9 | 0,0 |
| Information Ratio (arith) | -0,51 | — |
| Sharpe Ratio | 0,60 | 0,68 |
| Tracking Error | 1,8 | 0,0 |
| Alpha | -0,88 | 0,00 |
| Beta | 1,01 | 1,00 |
| R2 | 97,7 | 100,0 |

Länder



Hållbarhetsrating



Koldioxidrisker

Portfolio Date: 2025-01-31

Low Carbon Designation



Morningstar carbon metrics are asset-weighted portfolio calculations based on Sustainalytics' company Carbon Risk Rating. To receive the Morningstar® Low Carbon Designation™, a fund must have a 12-month average Portfolio Carbon Risk Score below 10 and a 12-month average Fossil Fuel Involvement of less than 7% of assets. This signal helps investors easily identify funds that are well-positioned to transition to a low-carbon economy.

Månadsrapport

As of 2025-03-31

AMF Balansfond

Fondandelar kan både öka och minska i värde. Det är inte säkert att du får tillbaka hela det insatta kapitalet.



Översikt

| | |
|----------------------------|---|
| Morningstar Rating 3 Yr | *** |
| Morningstar Rating Overall | **** |
| Inception Date | 1998-12-30 |
| Fund Size (Mil) | 25 873,2 |
| NAV | 411,33 |
| Cash % | 0,4 |
| Modified duration, % | 3,61 |
| Management Fee | 0,40 |
| Manager Name | Magnus Jonasson, Johan Moeschlin, Patricia Hedelius |

Kalenderavkastning %

| | YTD | 2024 | 2023 | 2022 | 2021 | 2020 |
|--------------------|------|------|------|-------|------|------|
| Balansfonden | -2,6 | 10,0 | 13,4 | -15,5 | 22,4 | 6,0 |
| Index Balansfonden | -2,0 | 10,0 | 13,6 | -13,8 | 20,8 | 7,3 |

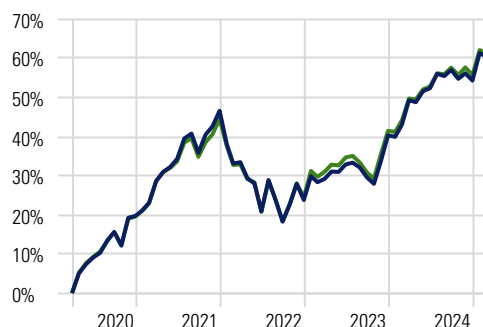
Jämförelseindex fr. o.m. 2022-11-01 består av Handelsbanken Markets Combined Sweden All Bonds 40%, SIXRX 40%, MSCI ACWI NR (omräkn. sek) 20%, tidigare MSCI ACWI ESG Leaders NR (omräkn. Sek) 20%.

Rullande avkastning, Årsbasis %

| | 1 month | 3 months | 1 Year | 5 Years | 10 Years |
|--------------------|---------|----------|--------|---------|----------|
| Balansfonden | -6,4 | -2,6 | 0,7 | 8,5 | 5,2 |
| Index Balansfonden | -5,5 | -2,0 | 1,9 | 8,8 | 5,9 |

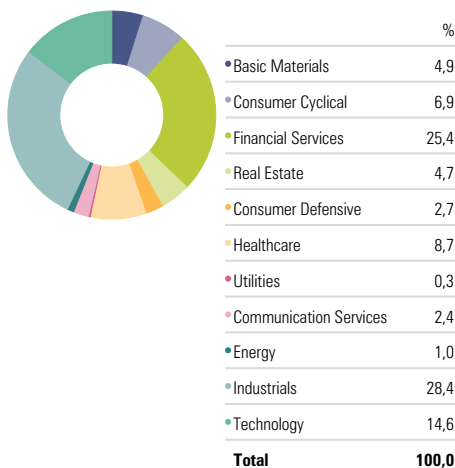
Utveckling

Time Period: 2020-04-01 to 2025-03-31



Balansfonden 50,3% Index Balansfonden 52,6%

Sektorer, Aktier

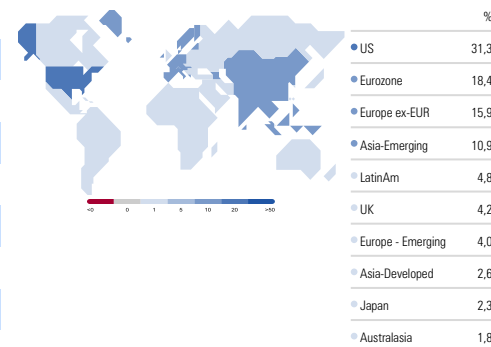


Största innehav

| | Sector | Vikt % |
|--|--------------------|--------|
| Investor AB Class A | Financial Services | 4,5 |
| Volvo AB Class B | Industrials | 4,0 |
| Sweden (Kingdom Of) 0.75% | — | 3,1 |
| Skandinaviska Enskilda Banken AB Class A | Financial Services | 3,1 |
| Atlas Copco AB Class B | Industrials | 2,9 |
| Nordea Hypotek AB 1% | — | 1,7 |
| Epiroc AB Share B | Industrials | 1,6 |
| Nordea Hypotek AB 3.5% | — | 1,6 |
| Indutrade AB | Industrials | 1,5 |
| Hexagon AB Class B | Technology | 1,4 |

Intäkter exponering, Region

Portfolio Date: 2025-03-31

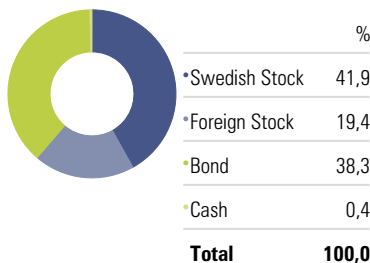


Riskindikatorer

Time Period: 2023-04-01 to 2025-03-31

| | Fond | Index |
|---------------------------|-------|-------|
| Std Dev | 8,7 | 8,0 |
| Excess Return | -0,1 | 0,0 |
| Information Ratio (arith) | -0,06 | — |
| Sharpe Ratio | 0,53 | 0,58 |
| Tracking Error | 1,1 | 0,0 |
| Alpha | -0,38 | 0,00 |
| Beta | 1,08 | 1,00 |
| R2 | 99,1 | 100,0 |

Allokering



Hållbarhetsrating



Koldioxidrisker

Portfolio Date: 2025-01-31

Low Carbon Designation



Morningstar carbon metrics are asset-weighted portfolio calculations based on Sustainalytics' company Carbon Risk Rating. To receive the Morningstar® Low Carbon Designation™, a fund must have a 10-month average Portfolio Carbon Risk Score below 10 and a 12-month average Fossil Fuel Involvement of less than 7% of assets. This signal helps investors easily identify funds that are well-positioned to transition to a low-carbon economy.

Månadsrapport

AMF Företagsobligationsfond



As of 2025-03-31

Fondandelar kan både öka och minska i värde. Det är inte säkert att du får tillbaka hela det insatta kapitalet.

Översikt

| | |
|----------------------------|-----------------|
| Morningstar Rating 3 Yr | ★★★★ |
| Morningstar Rating Overall | ★★★★ |
| Inception Date | 2018-08-29 |
| Fund Size (Mil) | 1 398,5 |
| NAV | 113,50 |
| Cash % | 4,4 |
| Management Fee | 0,10 |
| Manager Name | Johan Moeschlin |

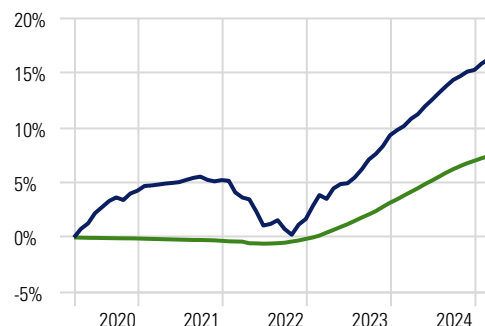
Kalenderavkastning %

| | YTD | 2024 | 2023 | 2022 | 2021 | 2020 |
|--------------------------------------|-----|------|------|------|------|------|
| Företagsobligationsfond | 0,9 | 5,5 | 7,5 | -3,4 | 0,9 | 1,0 |
| Solactive SEK FRN Short IG Corporate | 0,9 | 5,7 | 3,3 | 0,2 | -0,2 | -0,2 |

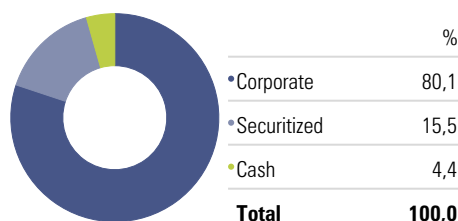
Jämförelseindex fr.o.m. 2024-01-01, tidigare Handelsbanken Markets Sweden All Treasury Bills.

Utveckling

Time Period: 2020-04-01 to 2025-03-31



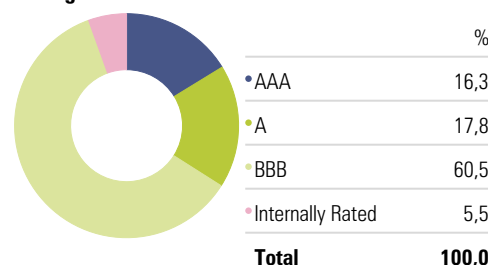
Sektorer



Största innehav

| Innehav | Vikt % |
|---|--------|
| Nordea Hypotek AB 1% | 8,6 |
| Nordea Hypotek AB 0.5% | 7,0 |
| NOBA Bank Group AB (publ) 4.27% | 6,5 |
| Klarna Bank Ab 4.16% | 4,3 |
| Enity Bank Group AB 3.96% | 4,2 |
| Bonnier Fastigheter Finans AB (Publ) 3.51% | 3,5 |
| Svensk Fastighetsfinansiering AB 3.66% | 3,3 |
| Skandinaviska Enskilda Banken AB (publ) 3.44% | 3,3 |
| SBAB Bank AB (publ) 3.76% | 2,9 |
| Nykredit Realkredit A/S 3.47% | 2,9 |

Rating



Riskindikatorer

Time Period: 2023-04-01 to 2025-03-31

| | Fond | Index |
|---------------------------|------|-------|
| Std Dev | 0,8 | 0,2 |
| Excess Return | 2,5 | 0,0 |
| Information Ratio (arith) | 3,58 | — |
| Sharpe Ratio | 3,50 | 1,74 |
| Tracking Error | 0,7 | 0,0 |
| Alpha | 2,18 | 0,00 |
| Beta | 3,99 | 1,00 |
| R2 | 6,1 | 100,0 |

Riskmått

| | |
|------------------------------|------|
| Duration | 0,35 |
| Modified duration, % | 0,34 |
| Modified duration credits, % | 0,34 |
| Yield to maturity, % | 3,07 |
| Average time to maturity | 1,72 |

Hållbarhetsrating



Koldioxidrisker

Portfolio Date: 2023-08-31

Low Carbon Designation



Morningstar carbon metrics are asset-weighted portfolio calculations based on Sustainalytics' company Carbon Risk Rating. To receive the Morningstar® Low Carbon Designation™, a fund must have a 12-month average Portfolio Carbon Risk Score below 10 and a 12-month average Fossil Fuel Involvement of less than 7% of assets. This signal helps investors easily identify funds that are well-positioned to transition to a low-carbon economy.

Månadsrapport

AMF Räntefond Kort



As of 2025-03-31

Fondandelar kan både öka och minska i värde. Det är inte säkert att du får tillbaka hela det insatta kapitalet.

Översikt

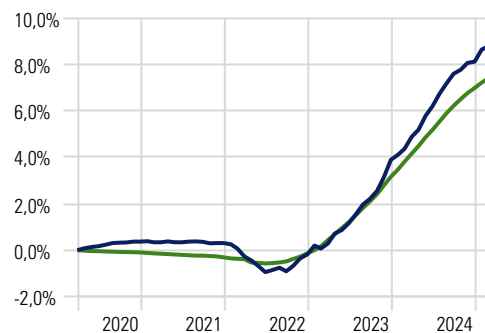
| | |
|----------------------------|-----------------|
| Morningstar Rating 3 Yr | — |
| Morningstar Rating Overall | — |
| Inception Date | 2004-05-17 |
| Fund Size (Mil) | 8 259,7 |
| NAV | 121,10 |
| Cash % | 3,5 |
| Management Fee | 0,10 |
| Manager Name | Johan Moeschlin |

Kalenderavkastning %

| | YTD | 2024 | 2023 | 2022 | 2021 | 2020 |
|---|-----|------|------|------|------|------|
| Räntefond-Kort | 0,8 | 4,1 | 4,1 | -0,5 | -0,1 | 0,3 |
| Handelsbanken Markets Sweden All Treasury Bills | 0,5 | 3,7 | 3,3 | 0,2 | -0,2 | -0,2 |

Utveckling

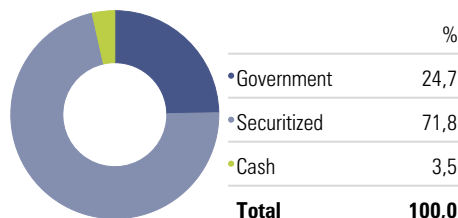
Time Period: 2020-04-01 to 2025-03-31



Rullande avkastning, Årsbasis %

| | 1 month | 3 months | 1 Year | 5 Years | 10 Years |
|---|---------|----------|--------|---------|----------|
| Räntefond-Kort | 0,2 | 0,8 | 3,9 | 1,7 | 0,7 |
| Handelsbanken Markets Sweden All Treasury Bills | 0,2 | 0,5 | 3,3 | 1,5 | 0,4 |

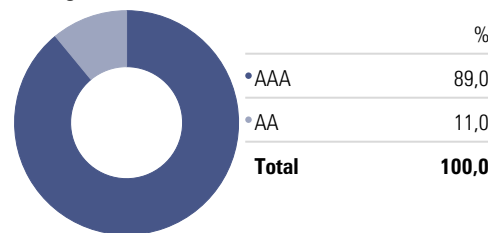
Sektorer



Största innehav

| Innehav | Vikt % |
|--|--------|
| Landshypotek Bank AB (publ) 2.76% | 6,1 |
| Skandiabanken AB 3.11% | 5,5 |
| Nordea Hypotek AB 1% | 5,4 |
| DnB Boligkreditt AS 2.71% | 4,9 |
| DnB Boligkreditt AS 2.65% | 4,9 |
| Sparebanken Vest Boligkreditt AS 2.74% | 4,8 |
| Lansforsakringar Hypotek AB 2.73% | 4,3 |
| Stadshypotek AB 2.65% | 3,9 |
| Skandiabanken AB 3.05% | 3,7 |
| African Development Bank 2.88% | 3,7 |

Rating



Riskindikatorer

Time Period: 2023-04-01 to 2025-03-31

| | Fond | Index |
|---------------------------|------|-------|
| Std Dev | 0,6 | 0,2 |
| Excess Return | 0,7 | 0,0 |
| Information Ratio (arith) | 1,62 | — |
| Sharpe Ratio | 1,72 | 1,74 |
| Tracking Error | 0,5 | 0,0 |
| Alpha | 0,67 | 0,00 |
| Beta | 1,67 | 1,00 |
| R2 | 2,5 | 100,0 |

Riskmått

| | |
|------------------------------|------|
| Duration | 0,39 |
| Modified duration, % | 0,39 |
| Modified duration credits, % | 0,41 |
| Yield to maturity, % | 2,52 |
| Average time to maturity | 2,46 |

Hållbarhetsrating



Koldioxidrisker

Portfolio Date: 2025-01-31

No Designation

Morningstar carbon metrics are asset-weighted portfolio calculations based on Sustainalytics' company Carbon Risk Rating. To receive the Morningstar® Low Carbon Designation™, a fund must have a 12-month average Portfolio Carbon Risk Score below 10 and a 12-month average Fossil Fuel Involvement of less than 7% of assets. This signal helps investors easily identify funds that are well-positioned to transition to a low-carbon economy.

Månadsrapport

AMF Räntefond Lång



As of 2025-03-31

Fondandelar kan både öka och minska i värde. Det är inte säkert att du får tillbaka hela det insatta kapitalet.

Översikt

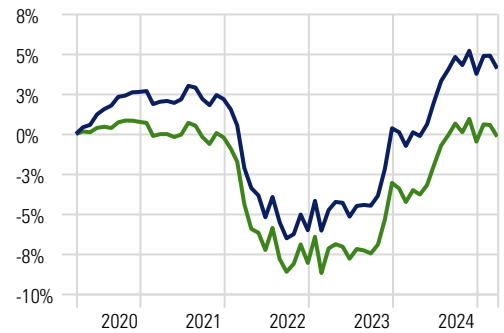
| | |
|----------------------------|-----------------|
| Morningstar Rating 3 Yr | ★★★★ |
| Morningstar Rating Overall | ★★★★ |
| Inception Date | 1998-12-30 |
| Fund Size (Mil) | 12 129,2 |
| NAV | 154,12 |
| Cash % | 1,8 |
| Management Fee | 0,10 |
| Manager Name | Johan Moeschlin |

Kalenderavkastning %

| | YTD | 2024 | 2023 | 2022 | 2021 | 2020 |
|---|-----|------|------|------|------|------|
| Räntefond-Lång | 0,3 | 3,4 | 6,8 | -8,0 | -0,4 | 2,0 |
| Handelsbanken Markets Combined Sweden All Bonds | 0,3 | 2,7 | 5,5 | -7,9 | -1,0 | 1,4 |

Utveckling

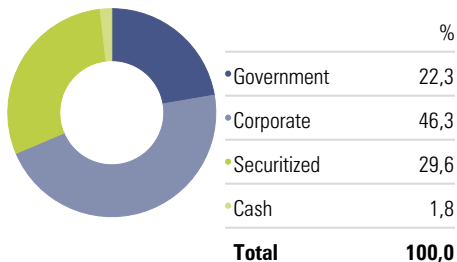
Time Period: 2020-04-01 to 2025-03-31



Rullande avkastning, Årsbasis %

| | 1 month | 3 months | 1 Year | 5 Years | 10 Years |
|---|---------|----------|--------|---------|----------|
| Räntefond-Lång | -0,8 | 0,3 | 4,0 | 0,8 | 0,9 |
| Handelsbanken Markets Combined Sweden All Bonds | -0,7 | 0,3 | 3,5 | 0,0 | 0,5 |

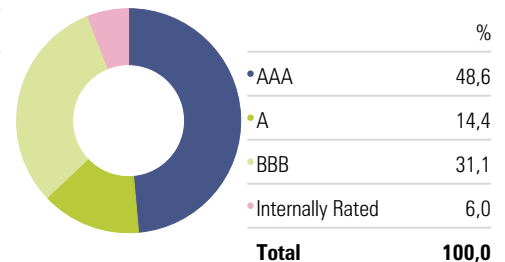
Sektorer



Största innehav

| Innehav | Vikt % |
|--|--------|
| Sweden (Kingdom Of) 0.75% | 8,1 |
| Nordea Hypotek AB 1% | 7,2 |
| Skandinaviska Enskilda Banken AB (publ) 3% | 5,0 |
| Skandinaviska Enskilda Banken AB (publ) 3% | 4,2 |
| Swedbank Mortgage AB (publ) 3% | 4,2 |
| Swedish Covered Bond Corporation 1% | 2,6 |
| Sweden (Kingdom Of) 0.13% | 2,6 |
| Sweden (Kingdom Of) 1.75% | 2,5 |
| Sweden (Kingdom Of) 3.5% | 2,1 |
| Lansforsakringar Hypotek AB 0.5% | 2,1 |

Rating



Riskindikatorer

Time Period: 2023-04-01 to 2025-03-31

| | Fond | Index |
|---------------------------|------|-------|
| Std Dev | 3,2 | 3,1 |
| Excess Return | 0,8 | 0,0 |
| Information Ratio (arith) | 3,32 | — |
| Sharpe Ratio | 0,37 | 0,11 |
| Tracking Error | 0,3 | 0,0 |
| Alpha | 0,81 | 0,00 |
| Beta | 1,02 | 1,00 |
| R2 | 99,4 | 100,0 |

Riskmått

| | |
|------------------------------|------|
| Duration | 3,78 |
| Modified duration, % | 3,67 |
| Modified duration credits, % | 1,99 |
| Yield to maturity, % | 2,95 |
| Average time to maturity | 3,54 |

Hållbarhetsrating



Koldioxidrisker

Portfolio Date: 2025-01-31

No Designation

Morningstar carbon metrics are asset-weighted portfolio calculations based on Sustainalytics' company Carbon Risk Rating. To receive the Morningstar® Low Carbon Designation™, a fund must have a 12-month average Portfolio Carbon Risk Score below 10 and a 12-month average Fossil Fuel Involvement of less than 7% of assets. This signal helps investors easily identify funds that are well-positioned to transition to a low-carbon economy.

Månadsrapport

AMF Räntefond Mix



As of 2025-03-31

Fondandelar kan både öka och minska i värde. Det är inte säkert att du får tillbaka hela det insatta kapitalet.

Översikt

| | |
|----------------------------|-----------------|
| Morningstar Rating 3 Yr | — |
| Morningstar Rating Overall | — |
| Inception Date | 2012-01-18 |
| Fund Size (Mil) | 4 799,0 |
| NAV | 115,02 |
| Cash % | 5,6 |
| Management Fee | 0,10 |
| Manager Name | Johan Moeschlin |

Kalenderavkastning %

| | YTD | 2024 | 2023 | 2022 | 2021 | 2020 |
|---------------------|-----|------|------|------|------|------|
| Räntefond-Mix | 0,6 | 1,2 | 4,3 | -8,9 | -1,8 | 2,7 |
| Index Räntefond-Mix | 0,5 | 0,7 | 3,7 | -9,6 | -1,9 | 2,4 |

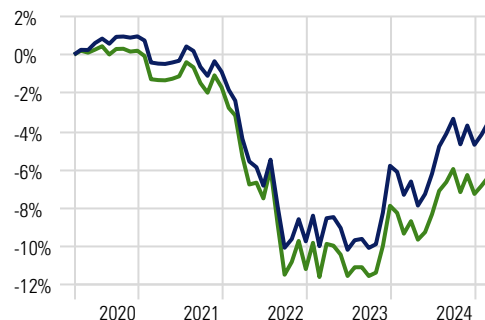
Indexet består av Handelsb. Markets Sweden All Government Bonds 1-10 år 25%, JPM Germany Government index 1-10 år 25%, JPM UK Government index 1-10 år 25%, JPM US Treasury index 1-10 år 25%, hedgat till SEK

Rullande avkastning, Årsbasis %

| | 1 month | 3 months | 1 Year | 5 Years | 10 Years |
|---------------------|---------|----------|--------|---------|----------|
| Räntefond-Mix | -0,6 | 0,6 | 2,7 | -0,8 | 0,0 |
| Index Räntefond-Mix | -0,5 | 0,5 | 2,0 | -1,4 | -0,3 |

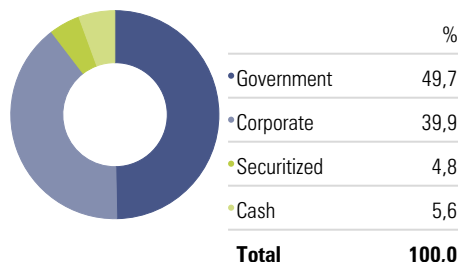
Utveckling

Time Period: 2020-04-01 to 2025-03-31



Räntefond-Mix -4,1% Index Räntefond-Mix -6,8%

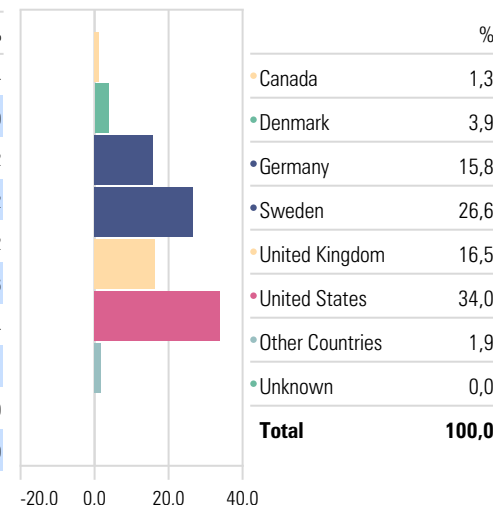
Sektorer



Största innehav

| Innehav | Vikt % |
|---|--------|
| Sweden (Kingdom Of) 0.75% | 4,4 |
| United States Treasury Notes 0.88% | 4,0 |
| Fastighets AB Balder 3.84% | 3,2 |
| United States Treasury Notes 2.25% | 3,2 |
| Swedbank Mortgage AB (publ) 3% | 3,2 |
| United Kingdom of Great Britain and Northern Ireland 0.5% | 2,6 |
| United Kingdom of Great Britain and Northern Ireland 1.5% | 2,4 |
| Jyske Bank AS 4.28% | 2,1 |
| European Investment Bank 1.5% | 2,0 |
| United States Treasury Notes 1.88% | 2,0 |

Länder



Riskindikatorer

Time Period: 2023-04-01 to 2025-03-31

| | Fond | Index |
|---------------------------|-------|-------|
| Std Dev | 3,7 | 3,3 |
| Excess Return | 0,7 | 0,0 |
| Information Ratio (arith) | 1,50 | — |
| Sharpe Ratio | -0,26 | -0,51 |
| Tracking Error | 0,5 | 0,0 |
| Alpha | 0,92 | 0,00 |
| Beta | 1,12 | 1,00 |
| R2 | 99,3 | 100,0 |

Riskmått

| | |
|------------------------------|------|
| Duration | 4,32 |
| Modified Duration, % | 4,19 |
| Modified duration credits, % | 1,28 |
| Yield to maturity, % | 3,22 |
| Average time to maturity | 3,90 |

Hållbarhetsrating



Koldioxidrisker

Portfolio Date: 2023-11-30

Low Carbon Designation



Morningstar carbon metrics are asset-weighted portfolio calculations based on Sustainalytics' company Carbon Risk Rating. To receive the Morningstar® Low Carbon Designation™, a fund must have a 12-month average Portfolio Carbon Risk Score below 10 and a 12-month average Fossil Fuel Involvement of less than 7% of assets. This signal helps investors easily identify funds that are well-positioned to transition to a low-carbon economy.

Månadsrapport

AMF Strategifond Global



As of 2025-03-31

Fondandelar kan både öka och minska i värde. Det är inte säkert att du får tillbaka hela det insatta kapitalet.

Översikt

| | |
|----------------------------|--------------------------------|
| Morningstar Rating 3 Yr | — |
| Morningstar Rating Overall | — |
| Inception Date | 2022-07-01 |
| Fund Size (Mil) | 415,7 |
| NAV | 132,85 |
| Cash % | -0,3 |
| Management Fee | 0,40 |
| Manager Name | Magnus Jonasson, Hasan Beslija |

Kalenderavkastning %

| | YTD | 2024 | 2023 | 2022 | 2021 | 2020 |
|------------|-------|------|------|------|------|------|
| Strategifo | -9,1 | 21,7 | 19,7 | — | — | — |
| MSCI ACV | -10,3 | 28,8 | 18,2 | — | — | — |

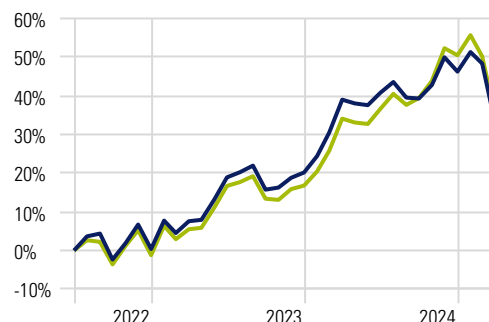
Jämförelseindex fr.o.m. 2022-11-01, tidigare MSCI ACWI ESG Leaders NR (omräkn. sek).

Rullande avkastning, Årsbasis %

| | 1 month | 3 months | 1 Year | 3 Years | 5 Years | | |
|---------------------------|---------|----------|--------|---------|---------|---|---|
| Strategifond Global | | | -10,4 | -9,1 | -4,4 | — | — |
| MSCI ACWI NR (omräkn.sek) | | | -10,1 | -10,3 | 0,7 | — | — |

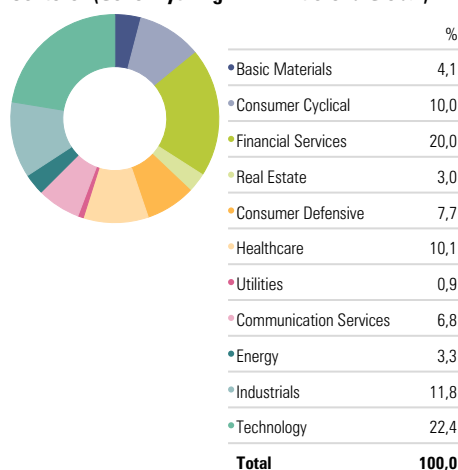
Utveckling

Time Period: 2022-06-30 to 2025-03-31



■ Strategifond Global 32,9% ■ MSCI ACWI NR (omräkn.sek) 34,9%

Sektorer (Genomsnitt AMF Aktiefond Global)

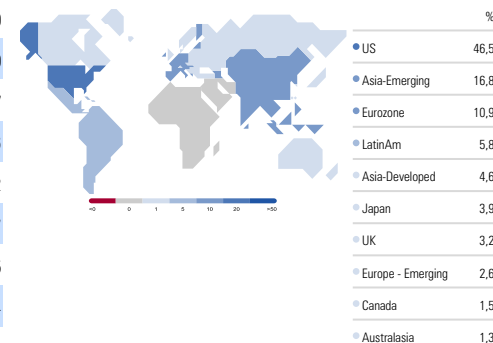


Största innehav (Genomsnitt AMF Aktiefond Global)

| Company | Sector | Vikt % |
|---|--------------------|--------|
| Microsoft Corp | Technology | 6,0 |
| NVIDIA Corp | Technology | 5,0 |
| Apple Inc | Technology | 3,7 |
| Visa Inc Class A | Financial Services | 3,6 |
| Amazon.com Inc | Consumer Cyclical | 3,2 |
| Intercontinental Exchange Inc | Financial Services | 2,7 |
| AstraZeneca PLC | Healthcare | 2,5 |
| Alibaba Group Holding Ltd ADR | Consumer Cyclical | 2,4 |
| Salesforce Inc | Technology | 2,3 |
| Taiwan Semiconductor Manufacturing Co Ltd ADR | Technology | 2,3 |

Intäkter Region (Genomsnitt AMF Aktiefond Global)

Portfolio Date: 2025-03-31

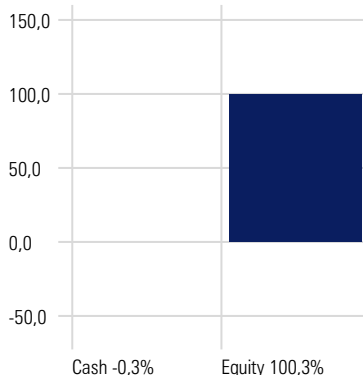


Riskindikatorer

Time Period: 2023-04-01 to 2025-03-31

| | Fond | Index |
|---------------------------|-------|-------|
| Std Dev | 12,9 | 13,0 |
| Excess Return | -2,0 | 0,0 |
| Information Ratio (arith) | -0,86 | — |
| Sharpe Ratio | 0,63 | 0,76 |
| Tracking Error | 2,3 | 0,0 |
| Alpha | -1,59 | 0,00 |
| Beta | 0,98 | 1,00 |
| R2 | 96,9 | 100,0 |

Allokering



■ AMF Strategifond Global

Hållbarhetsrating



Koldioxidrisker

Portfolio Date: 2025-01-31

No Designation

Morningstar carbon metrics are asset-weighted portfolio calculations based on Sustainalytics' company Carbon Risk Rating. To receive the Morningstar® Low Carbon Designation™, a fund must have a 12-month average Portfolio Carbon Risk Score below 10 and a 12-month average Fossil Fuel Involvement of less than 7% of assets. This signal helps investors easily identify funds that are well-positioned to transition to a low-carbon economy.

Månadsrapport

As of 2025-03-31



DEFINITIONER

Std Dev (volatilitet) Std Dev är ett riskmått, som avser spridning kring förväntad avkastning. Ett stort spridningsmått innebär hög risk och vice versa. Till exempel innebär 10% volatilitet att avkastningen med två tredjedels sannolikhet kommer att hamna inom 10% från den förväntade avkastningen.

Excess Return Avser den värdeökning alternativt värdeminskning som uppstått under perioden utöver jämförelseindex omräknat till årsbasis.

Information Ratio Information Ratio ställer en fonds uppnådda avkastning (utöver jämförelseindex) i relation till den aktiva risken. Måttet anger hur mycket extra avkastning som uppnåtts jämfört med hur mycket extra risk som tagits.

Sharpe Ratio Ställer avkastning i relation till den totala risken. Anger hur mycket avkastning, nedjusterad med den riskfria räntan, som uppnåtts i relation till hur mycket risk som tagits.

Tracking Error Mäter storleken på avvikelser mellan en fonds och dess jämförelseindex avkastning. Ett högt tracking error indikerar att förvaltningen avvikit mycket från den övriga marknaden, index. Till exempel innebär 5% tracking error att fondens avkastning, två år av tre, kommer att hamna inom ett intervall om 5% från dess jämförelseindex avkastning.

Alpha Beskriver den uppnådda över- eller underavkastning i förhållande till jämförelseindex med justering av beta, det vill säga med hänsyn till hur stor marknadsrisk som tagits. Om alfa är positivt har fonden överavkastat i förhållande till den marknadsrisk som tagits.

Beta Beta anger sambandet mellan en fonds avkastning och dess marknads avkastning. Om $\beta = 1$ tenderar fondens avkastning att uppföra sig som marknads avkastning. $\beta < 1$ innebär att marknads svängningar försvagas och $\beta > 1$ betyder att marknads svängningar förstärks.

R2 R2 anger hur starkt sambandet är mellan en fond och dess index.

Duration Duration är en räntefonds genomsnittliga återbetalningstid, vägd med kassaströmmarnas nuvärde.

Modified duration Anger hur känsligt räntefondens värde är för förändringar i räntenivån, det vill säga med hur många procent fondens värde ändras när räntenivån sjunker eller stiger med en procentenhet.

Modified duration credits Modifierad duration på alla innehav exklusive sådana utgivna av stater.

Yield to maturity Förväntad avkastning vid oförändrad räntenivå.

Average time to maturity En sammanvägning av alla innehavs löptid till slutligt förfall.