

Månadsrapport

AMF Aktiefond Asien Stilla havet



As of 2024-11-30

Fondandelar kan både öka och minska i värde. Det är inte säkert att du får tillbaka hela det insatta kapitalet.

Översikt

Morningstar Rating 3 Yr	★★★
Morningstar Rating Overall	★★★★
Inception Date	2008-09-25
Fund Size (Mil)	2 048,6
NAV	339,75
Cash %	1,1
Management Fee	0,40
Manager Name	Henrik Oh

Kalenderavkastning %

	YTD	2023	2022	2021	2020	2019
Aktiefond-Asien Stilla havet	21,0	5,6	-9,3	8,9	12,3	28,3
MSCI AC Asia Pacific NR (omräkn.sek)	19,8	7,8	-8,6	9,5	6,4	28,5

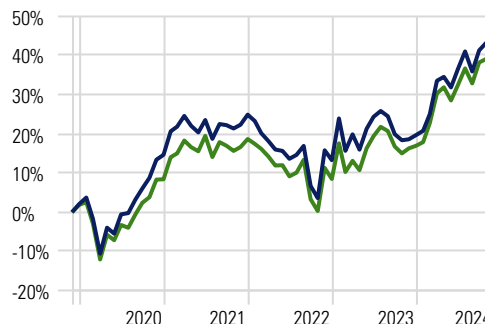
Jämförelseindex fr.o.m. 2022-11-01, tidigare MSCI AC Asia Pacific ESG Leaders NR (omräkn. sek).

Rullande avkastning, Årsbasis %

	1 month	3 months	1 Year	5 Years	10 Years
Aktiefond-Asien Stilla havet	1,1	6,5	22,1	7,7	9,3
MSCI AC Asia Pacific NR (omräkn.sek)	0,7	5,4	20,4	7,0	9,3

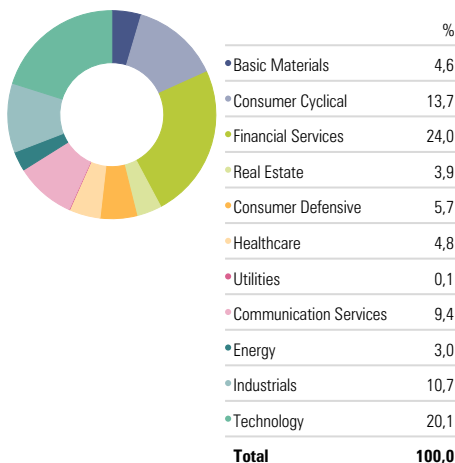
Utveckling

Time Period: 2019-12-01 to 2024-11-30



Aktiefond-Asien Stilla havet 44,8% MSCI AC Asia Pacific NR (omräkn.sek) 40,1%

Sektorer

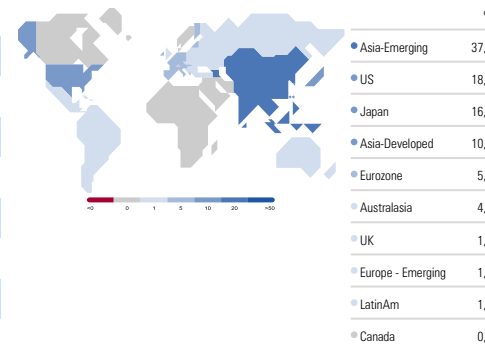


Största innehav

Company	Sector	Vikt %
Taiwan Semiconductor Manufacturing Co Ltd	Technology	8,0
Tencent Holdings Ltd	Communication Services	5,4
Sumitomo Mitsui Financial Group Inc	Financial Services	4,5
CSL Ltd	Healthcare	3,3
Shin-Etsu Chemical Co Ltd	Basic Materials	3,3
Goodman Group	Real Estate	3,2
Pan Pacific International Holdings Corp	Consumer Defensive	3,0
Komatsu Ltd	Industrials	2,8
Alibaba Group Holding Ltd Ordinary Shares	Consumer Cyclical	2,8
East Japan Railway Co	Industrials	2,8

Intäkter exponering, Region

Portfolio Date: 2024-11-30

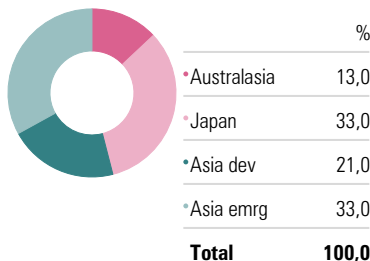


Riskindikatorer

Time Period: 2022-12-01 to 2024-11-30

	Fond	Index
Std Dev	12,6	11,7
Excess Return	-0,4	0,0
Information Ratio (arith)	-0,17	—
Sharpe Ratio	0,69	0,76
Tracking Error	2,1	0,0
Alpha	-0,79	0,00
Beta	1,06	1,00
R2	97,5	100,0

Regioner



Hållbarhetsrating



Koldioxidrisker

Portfolio Date: 2024-09-30

Low Carbon Designation



Morningstar carbon metrics are asset-weighted portfolio calculations based on Sustainalytics' company Carbon Risk Rating. To receive the Morningstar® Low Carbon Designation™, a fund must have a 12-month average Portfolio Carbon Risk Score below 10 and a 12-month average Fossil Fuel Involvement of less than 7% of assets. This signal helps investors easily identify funds that are well-positioned to transition to a low-carbon economy.

Månadsrapport

AMF Aktiefond Europa



As of 2024-11-30

Fondandelar kan både öka och minska i värde. Det är inte säkert att du får tillbaka hela det insatta kapitalet.

Översikt

Morningstar Rating 3 Yr	★★★
Morningstar Rating Overall	★★★★
Inception Date	1999-04-30
Fund Size (Mil)	8 135,7
NAV	347,62
Cash %	0,7
Management Fee	0,40
Manager Name	Rickard Alte, Thomas Nordahl

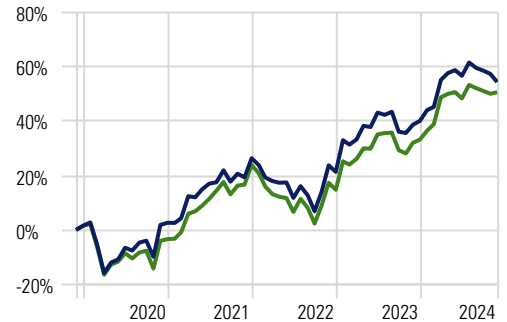
Kalenderavkastning %

	YTD	2023	2022	2021	2020	2019
Aktiefond-Europa	10,2	15,4	-4,0	23,1	1,1	29,6
MSCI AC Europe NR (omräkn.sek)	13,0	16,1	-7,4	28,2	-4,8	32,5

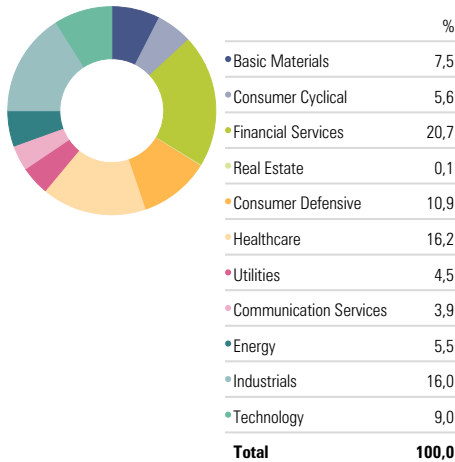
Jämförelseindex fr.o.m. 2022-11-01, tidigare MSCI AC Europe ESG Leaders NR (omräkn. sek).

Utveckling

Time Period: 2019-12-01 to 2024-11-30



Sektorer

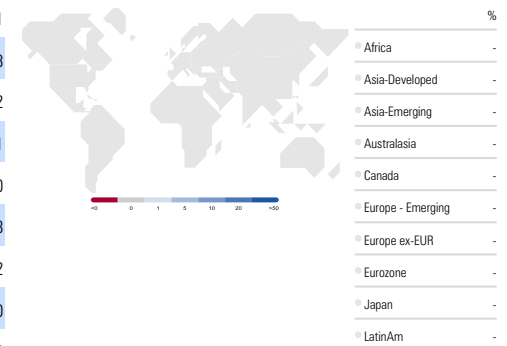


Största innehav

Company	Sector	Vikt %
Novo Nordisk AS Class B	Healthcare	6,1
AstraZeneca PLC	Healthcare	5,8
Siemens AG	Industrials	5,2
TotalEnergies SE	Energy	5,1
SAP SE	Technology	5,0
Anheuser-Busch InBev SA/NV	Consumer Defensive	4,8
ING Groep NV	Financial Services	4,2
Air Liquide SA	Basic Materials	4,0
ASML Holding NV	Technology	3,9
DHL Group	Industrials	3,6

Intäkter exponering, Region

Portfolio Date: 2024-11-30

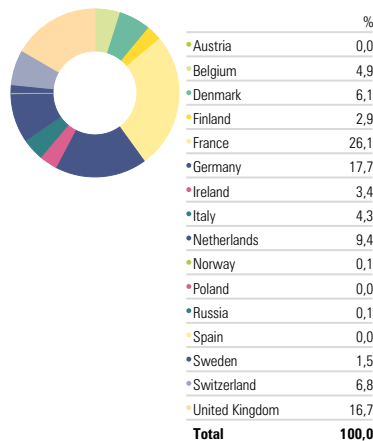


Riskindikatorer

Time Period: 2022-12-01 to 2024-11-30

	Fond	Index
Std Dev	10,6	10,2
Excess Return	-1,6	0,0
Information Ratio (arith)	-0,69	—
Sharpe Ratio	0,79	0,95
Tracking Error	2,3	0,0
Alpha	-1,54	0,00
Beta	1,01	1,00
R2	95,2	100,0

Länder



Hållbarhetsrating



Koldioxidrisker

Portfolio Date: 2024-09-30

No Designation

Morningstar carbon metrics are asset-weighted portfolio calculations based on Sustainalytics' company Carbon Risk Rating. To receive the Morningstar® Low Carbon Designation™, a fund must have a 12-month average Portfolio Carbon Risk Score below 10 and a 12-month average Fossil Fuel Involvement of less than 7% of assets. This signal helps investors easily identify funds that are well-positioned to transition to a low-carbon economy.

Månadsrapport

AMF Aktiefond Global



As of 2024-11-30

Fondandelar kan både öka och minska i värde. Det är inte säkert att du får tillbaka hela det insatta kapitalet.

Översikt

Morningstar Rating 3 Yr	★★★★
Morningstar Rating Overall	★★★★★
Inception Date	2001-11-15
Fund Size (Mil)	42 802,0
NAV	410,15
Cash %	0,6
Management Fee	0,40
Manager Name	Henrik Oh, Thomas Nordahl

Kalenderavkastning %

	YTD 2023	2022	2021	2020	2019
Aktiefond-Global	24,8	20,7	-7,3	33,3	5,2
MSCI ACWI NR (omräkn.sek)	30,4	18,2	-8,8	33,2	1,8

Jämförelseindex fr.o.m. 2022-11-01, tidigare MSCI ACWI ESG Leaders NR (omräkn. sek).

Rullande avkastning, Årsbasis %

	1 month	3 months	1 Year	5 Years	10 Years
Aktiefond-Global	4,8	7,5	26,1	14,6	13,8
MSCI ACWI NR (omräkn.sek)	5,9	10,6	31,4	14,0	13,5

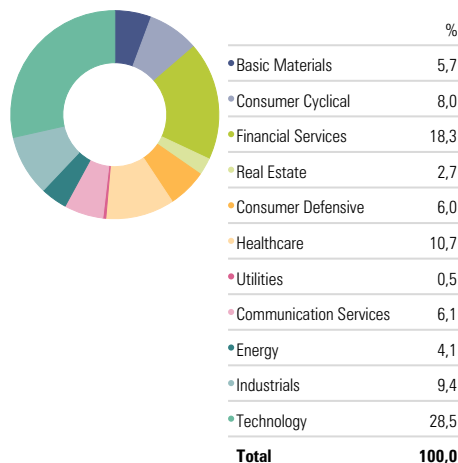
Utveckling

Time Period: 2019-12-01 to 2024-11-30



Aktiefond-Global 97,9% MSCI ACWI NR (omräkn.sek) 92,6%

Sektorer

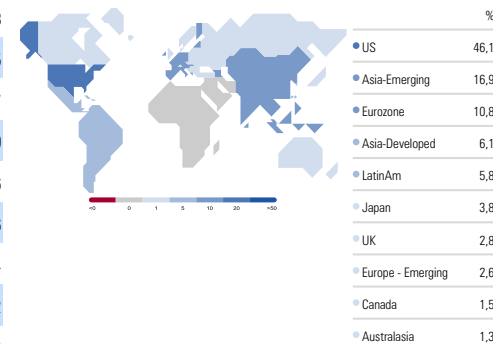


Största innehav

Company	Sector	Vikt %
Microsoft Corp	Technology	7,8
NVIDIA Corp	Technology	6,5
Visa Inc Class A	Financial Services	4,7
Parker Hannifin Corp	Industrials	3,9
Salesforce Inc	Technology	3,6
Apple Inc	Technology	3,6
Bank of America Corp	Financial Services	3,4
Amazon.com Inc	Consumer Cyclical	3,2
Sumitomo Mitsui Financial Group Inc	Financial Services	3,0
Taiwan Semiconductor Manufacturing Co Ltd ADR	Technology	2,8

Intäkter exponering, Region

Portfolio Date: 2024-11-30

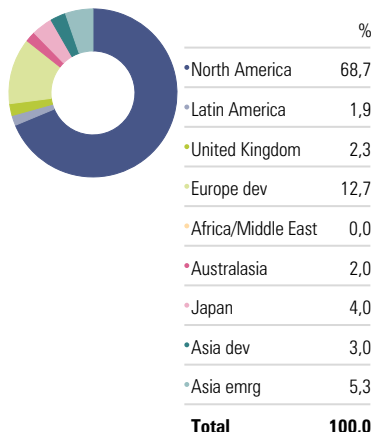


Riskindikatorer

Time Period: 2022-12-01 to 2024-11-30

	Fond	Index
Std Dev	12,1	12,0
Excess Return	-1,4	0,0
Information Ratio (arith)	-0,70	—
Sharpe Ratio	1,23	1,34
Tracking Error	2,0	0,0
Alpha	-1,09	0,00
Beta	1,00	1,00
R2	97,3	100,0

Regioner



Hållbarhetsrating



Koldioxidrisker

Portfolio Date: 2024-09-30

No Designation

Morningstar carbon metrics are asset-weighted portfolio calculations based on Sustainalytics' company Carbon Risk Rating. To receive the Morningstar® Low Carbon Designation™, a fund must have a 12-month average Portfolio Carbon Risk Score below 10 and a 12-month average Fossil Fuel Involvement of less than 7% of assets. This signal helps investors easily identify funds that are well-positioned to transition to a low-carbon economy.

Månadsrapport

AMF Aktiefond Nordamerika



As of 2024-11-30

Fondandelar kan både öka och minska i värde. Det är inte säkert att du får tillbaka hela det insatta kapitalet.

Översikt

Morningstar Rating 3 Yr	★★★★
Morningstar Rating Overall	★★★★★
Inception Date	2007-09-24
Fund Size (Mil)	11 979,6
NAV	755,88
Cash %	1,1
Management Fee	0,40
Manager Name	Joakim Lidfeldt, Thomas Nordahl

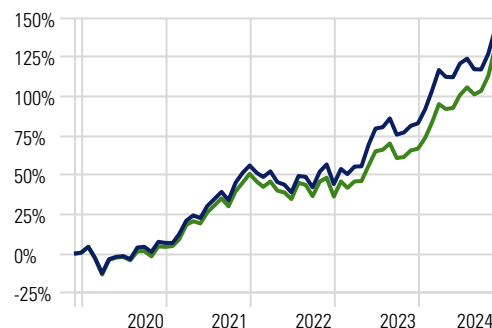
Kalenderavkastning %

	YTD	2023	2022	2021	2020	2019
Aktiefond-Nordamerika	32,9	26,8	-7,6	46,2	6,2	39,0
MSCI USA NR (omräkn.sek)	38,5	22,3	-9,6	44,6	3,7	38,2

Jämförelseindex fr.o.m. 2022-11-01, tidigare MSCI USA ESG Leaders NR (omräkn. sek).

Utveckling

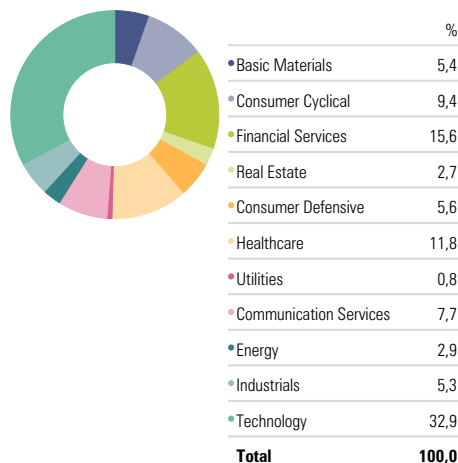
Time Period: 2019-12-01 to 2024-11-30



Rullande avkastning, Årsbasis %

	1 month	3 months	1 Year	5 Years	10 Years
Aktiefond-Nordamerika	7,0	11,8	34,0	19,4	17,9
MSCI USA NR (omräkn.sek)	8,4	14,8	39,5	18,2	17,1

Sektorer

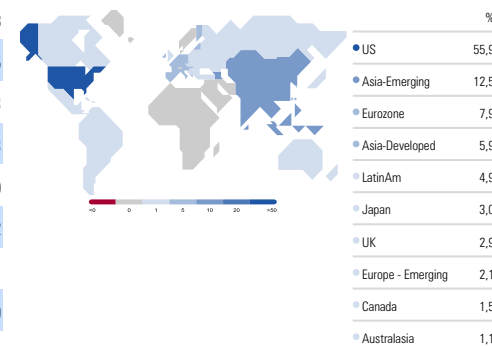


Största innehav

Company	Sector	Vikt %
Microsoft Corp	Technology	8,8
NVIDIA Corp	Technology	8,5
Apple Inc	Technology	6,3
Amazon.com Inc	Consumer Cyclical	5,3
Visa Inc Class A	Financial Services	4,0
Salesforce Inc	Technology	3,2
Linde PLC	Basic Materials	3,1
Parker Hannifin Corp	Industrials	2,9
Eli Lilly and Co	Healthcare	2,9
Alphabet Inc Class C	Communication Services	2,5

Intäkter exponering, Region

Portfolio Date: 2024-11-30



Riskindikatorer

Time Period: 2022-12-01 to 2024-11-30

	Fond	Index
Std Dev	14,5	14,1
Excess Return	-0,3	0,0
Information Ratio (arith)	-0,13	—
Sharpe Ratio	1,37	1,43
Tracking Error	2,6	0,0
Alpha	-0,48	0,00
Beta	1,01	1,00
R2	96,9	100,0

Hållbarhetsrating



Koldioxidrisker

Portfolio Date: 2024-09-30

Low Carbon Designation



Morningstar carbon metrics are asset-weighted portfolio calculations based on Sustainalytics' company Carbon Risk Rating. To receive the Morningstar® Low Carbon Designation™, a fund must have a 12-month average Portfolio Carbon Risk Score below 10 and a 12-month average Fossil Fuel Involvement of less than 7% of assets. This signal helps investors easily identify funds that are well-positioned to transition to a low-carbon economy.

Månadsrapport

AMF Aktiefond Småbolag



As of 2024-11-30

Fondandelar kan både öka och minska i värde. Det är inte säkert att du får tillbaka hela det insatta kapitalet.

Översikt

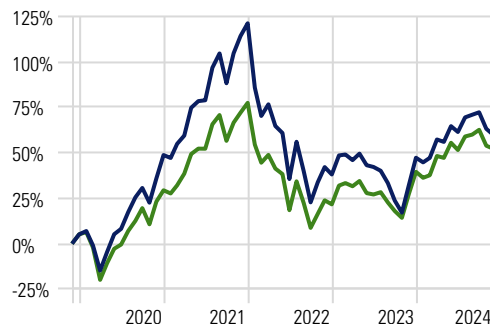
Morningstar Rating 3 Yr	★
Morningstar Rating Overall	★★★
Inception Date	2004-05-17
Fund Size (Mil)	17 193,7
NAV	1 256,70
Cash %	1,9
Management Fee	0,40
Manager Name	Sophie Larsén, Angelica Hanson

Kalenderavkastning %

	YTD	2023	2022	2021	2020	2019
Aktiefond-Småbolag	8,6	6,7	-37,6	48,7	41,5	42,2
Carnegie Small Cap Return Sweden	9,1	14,7	-31,4	37,1	23,0	43,2

Utveckling

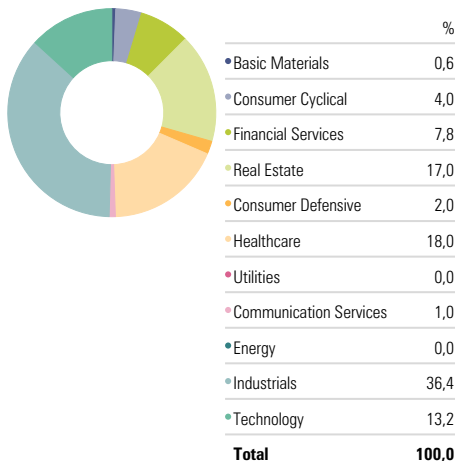
Time Period: 2019-12-01 to 2024-11-30



Rullande avkastning, Årsbasis %

	1 month	3 months	1 Year	5 Years	10 Years
Aktiefond-Småbolag	-2,0	-6,4	21,0	9,8	13,6
Carnegie Small Cap Return Sweden	-1,1	-4,8	19,6	8,8	13,0

Sektorer

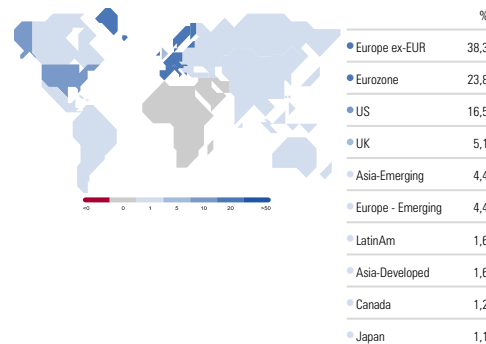


Största innehav

	Sector	Vikt %
Beijer Ref AB Class B	Industrials	4,5
Addtech AB Class B	Industrials	4,4
Nordnet AB (publ) Ordinary Shares	Financial Services	4,0
Sweco AB Class B	Industrials	3,9
Fastighets AB Balder Class B	Real Estate	3,8
Trelleborg AB Class B	Industrials	3,8
Sectra AB Class B	Healthcare	3,6
Skanska AB Class B	Industrials	3,2
AB Sagax Class B	Real Estate	3,1
Fortnox AB	Technology	2,9

Intäkter exponering, Region

Portfolio Date: 2024-11-30



Riskindikatorer

Time Period: 2022-12-01 to 2024-11-30

	Fond	Index
Std Dev	18,2	16,4
Excess Return	-4,8	0,0
Information Ratio (arith)	-1,17	—
Sharpe Ratio	0,23	0,51
Tracking Error	4,1	0,0
Alpha	-4,86	0,00
Beta	1,08	1,00
R2	95,5	100,0

Hållbarhetsrating



Koldioxidrisker

Portfolio Date: 2024-09-30

Low Carbon Designation



Morningstar carbon metrics are asset-weighted portfolio calculations based on Sustainalytics' company Carbon Risk Rating. To receive the Morningstar® Low Carbon Designation™, a fund must have a 12-month average Portfolio Carbon Risk Score below 10 and a 12-month average Fossil Fuel Involvement of less than 7% of assets. This signal helps investors easily identify funds that are well-positioned to transition to a low-carbon economy.

Månadsrapport

AMF Aktiefond Sverige



As of 2024-11-30

Fondandelar kan både öka och minska i värde. Det är inte säkert att du får tillbaka hela det insatta kapitalet.

Översikt

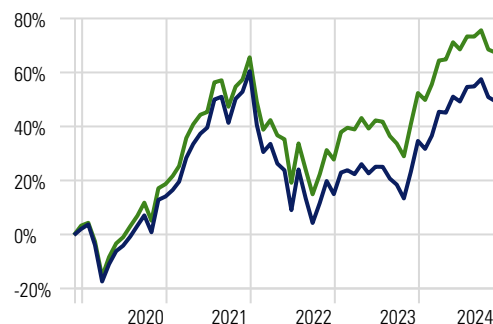
Morningstar Rating 3 Yr	★★
Morningstar Rating Overall	★★
Inception Date	1998-12-30
Fund Size (Mil)	44 734,3
NAV	961,04
Cash %	0,3
Management Fee	0,40
Manager Name	Dick Bergqvist, Anders Hansson, Patricia Hedelius

Kalenderavkastning %

	YTD	2023	2022	2021	2020	2019
Aktiefond-Sverige	10,9	17,1	-28,3	40,5	11,7	25,7
SIXPRX	9,8	19,2	-22,8	39,3	14,8	35,0

Utveckling

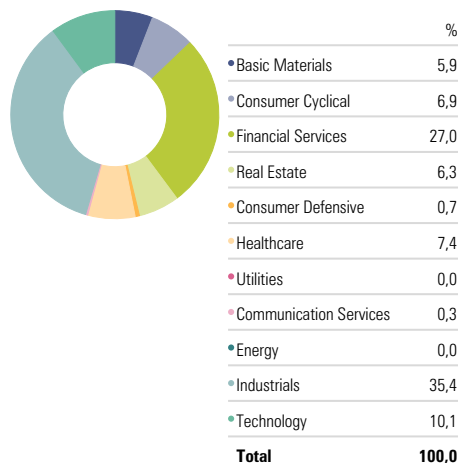
Time Period: 2019-12-01 to 2024-11-30



Rullande avkastning, Årsbasis %

	1 month	3 months	1 Year	5 Years	10 Years
Aktiefond-Sverige	-1,0	-3,5	21,2	8,4	8,5
SIXPRX	-0,7	-3,4	18,8	10,8	10,4

Sektorer

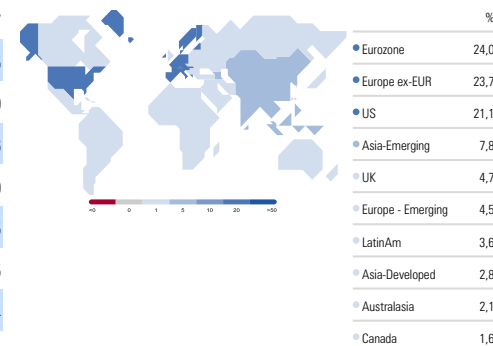


Största innehav

	Sector	Vikt %
Investor AB Class A	Financial Services	9,7
Volvo AB Class B	Industrials	8,5
Atlas Copco AB Class B	Industrials	7,0
Skandinaviska Enskilda Banken AB Class A	Financial Services	6,6
Epiroc AB Share B	Industrials	4,0
Svenska Cellulosa AB Class B	Basic Materials	3,5
Telefonaktiebolaget L M Ericsson Class B	Technology	3,5
Indutrade AB	Industrials	3,4
EQT AB Ordinary Shares	Financial Services	3,2
Hennes & Mauritz AB Class B	Consumer Cyclical	3,1

Intäkter exponering, Region

Portfolio Date: 2024-11-30



Riskindikatorer

Time Period: 2022-12-01 to 2024-11-30

	Fond	Index
Std Dev	13,9	13,3
Excess Return	-1,3	0,0
Information Ratio (arith)	-0,62	—
Sharpe Ratio	0,63	0,73
Tracking Error	2,0	0,0
Alpha	-1,36	0,00
Beta	1,03	1,00
R2	97,9	100,0

Hållbarhetsrating



Koldioxidrisker

Portfolio Date: 2024-09-30

Low Carbon Designation



Morningstar carbon metrics are asset-weighted portfolio calculations based on Sustainalytics' company Carbon Risk Rating. To receive the Morningstar® Low Carbon Designation™, a fund must have a 12-month average Portfolio Carbon Risk Score below 10 and a 12-month average Fossil Fuel Involvement of less than 7% of assets. This signal helps investors easily identify funds that are well-positioned to transition to a low-carbon economy.

Månadsrapport

AMF Aktiefond Tillväxtmarknader



As of 2024-11-30

Fondandelar kan både öka och minska i värde. Det är inte säkert att du får tillbaka hela det insatta kapitalet.

Översikt

Morningstar Rating 3 Yr	★★★
Morningstar Rating Overall	★★★
Inception Date	2019-12-11
Fund Size (Mil)	2 047,3
NAV	127,55
Cash %	0,9
Management Fee	0,40
Manager Name	Henrik Oh

Kalenderavkastning %

	YTD	2023	2022	2021	2020	2019
Aktiefond-Tillväxtmarknader	18,3	1,4	-11,5	6,7	7,9	—
MSCI Emerging Markets NR (omräkn.sek)	16,6	6,2	-13,1	8,0	5,4	—

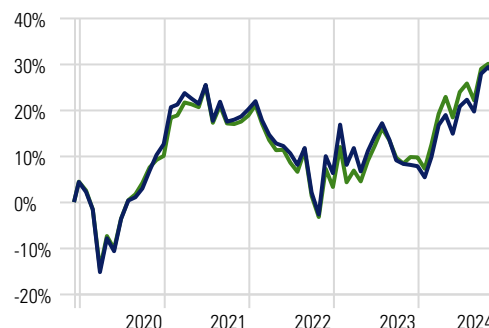
Jämförelseindex fr.o.m. 2022-11-01, tidigare MSCI EM ESG Leaders NR (omräkn. sek).

Rullande avkastning, Årsbasis %

	1 month	3 months	1 Year	3 Years	5 Years
Aktiefond-Tillväxtmarknader	-1,4	6,6	18,0	2,4	—
MSCI Emerging Markets NR (omräkn.sek)	-1,6	4,8	16,6	2,9	—

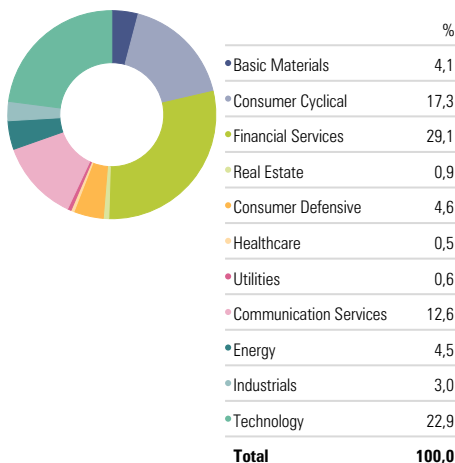
Utveckling

Time Period: 2019-12-11 to 2024-11-30



Aktiefond-Tillväxtmarknader 27,6% MSCI Emerging Markets NR (omräkn.sek) 28,0%

Sektorer

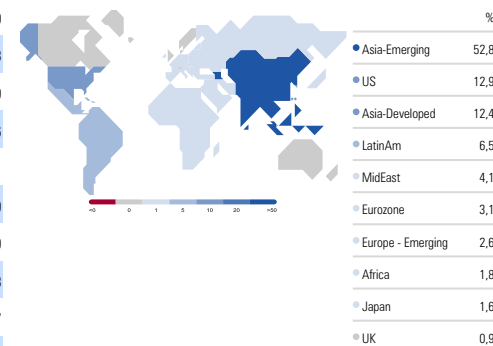


Största innehav

Company	Sector	Vikt %
Taiwan Semiconductor Manufacturing Co Ltd	Technology	7,9
Tencent Holdings Ltd	Communication Services	6,8
Alibaba Group Holding Ltd Ordinary Shares	Consumer Cyclical	3,9
Reliance Industries Ltd	Energy	3,6
PT Bank Central Asia Tbk	Financial Services	3,1
KB Financial Group Inc	Financial Services	2,9
MediaTek Inc	Technology	2,9
Ping An Insurance (Group) Co. of China Ltd Class H	Financial Services	2,8
Samsung Electronics Co Ltd	Technology	2,7
BYD Co Ltd Class H	Consumer Cyclical	2,2

Intäkter exponering, Region

Portfolio Date: 2024-11-30

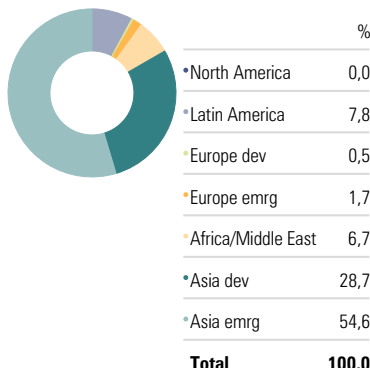


Riskindikatorer

Time Period: 2022-12-01 to 2024-11-30

	Fond	Index
Std Dev	14,5	13,3
Excess Return	-1,6	0,0
Information Ratio (arith)	-0,51	—
Sharpe Ratio	0,35	0,48
Tracking Error	3,1	0,0
Alpha	-1,75	0,00
Beta	1,07	1,00
R2	96,0	100,0

Regioner



Hållbarhetsrating



Koldioxidrisker

Portfolio Date:

No Designation

Morningstar carbon metrics are asset-weighted portfolio calculations based on Sustainalytics' company Carbon Risk Rating. To receive the Morningstar® Low Carbon Designation™, a fund must have a 12-month average Portfolio Carbon Risk Score below 10 and a 12-month average Fossil Fuel Involvement of less than 7% of assets. This signal helps investors easily identify funds that are well-positioned to transition to a low-carbon economy.

Månadsrapport

AMF Aktiefond Världen



As of 2024-11-30

Fondandelar kan både öka och minska i värde. Det är inte säkert att du får tillbaka hela det insatta kapitalet.

Översikt

Morningstar Rating 3 Yr	★★
Morningstar Rating Overall	★★★
Inception Date	1998-12-30
Fund Size (Mil)	55 752,0
NAV	746,49
Cash %	0,7
Management Fee	0,40
Manager Name	Magnus Jonasson, Anders Hansson, Joakim Lidfeldt

Kalenderavkastning %

	YTD	2023	2022	2021	2020	2019
Aktiefond-Världen	17,2	19,0	-19,4	37,3	8,0	28,3
SIXRX 50%, MSCI ACWI NR (omräkn.sek) 50%	19,9	19,1	-17,2	37,0	9,6	34,8

Jämförelseindex fr.o.m. 2024-01-01, tidigare SIXRX 60%, MSCI ACWI NR (omräkn. Sek) 40%.

Utveckling

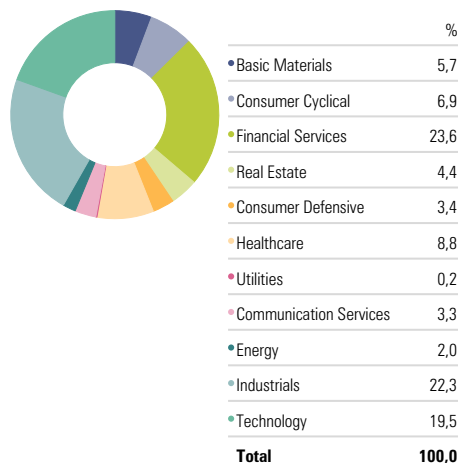
Time Period: 2019-12-01 to 2024-11-30



Rullande avkastning, Årsbasis %

	1 month	3 months	1 Year	5 Years	10 Years
Aktiefond-Världen	1,7	1,6	23,2	11,1	10,7
SIXRX 50%, MSCI ACWI NR (omräkn.sek) 50%	2,6	3,5	26,2	12,7	12,0

Sektorer

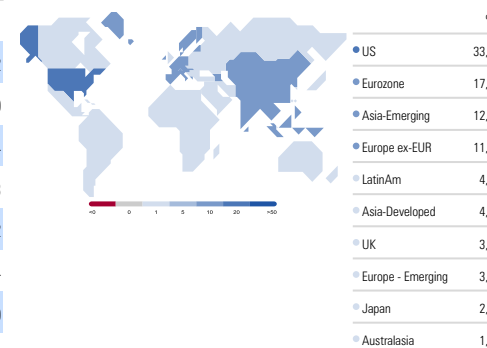


Största innehav

Company	Sector	Vikt %
Investor AB Class A	Financial Services	5,1
Volvo AB Class B	Industrials	4,2
Microsoft Corp	Technology	4,0
Atlas Copco AB Class B	Industrials	3,4
NVIDIA Corp	Technology	3,3
Skandinaviska Enskilda Banken AB Class A	Financial Services	3,2
Visa Inc Class A	Financial Services	2,4
AstraZeneca PLC	Healthcare	2,0
Parker Hannifin Corp	Industrials	2,0
Epiroc AB Share B	Industrials	1,9

Intäkter exponering, Region

Portfolio Date: 2024-11-30

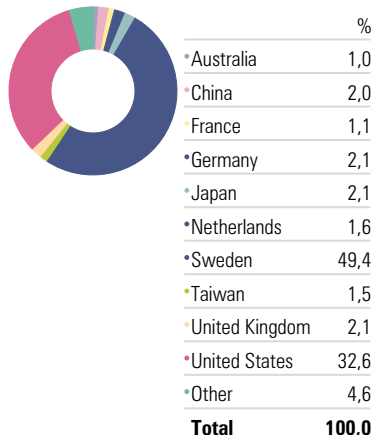


Riskindikatorer

Time Period: 2022-12-01 to 2024-11-30

	Fond	Index
Std Dev	10,5	10,5
Excess Return	-2,0	0,0
Information Ratio (arith)	-1,08	—
Sharpe Ratio	1,08	1,25
Tracking Error	1,9	0,0
Alpha	-1,52	0,00
Beta	0,98	1,00
R2	96,8	100,0

Länder



Hållbarhetsrating



Koldioxidrisker

Portfolio Date: 2024-09-30

Low Carbon Designation



Morningstar carbon metrics are asset-weighted portfolio calculations based on Sustainalytics' company Carbon Risk Rating. To receive the Morningstar® Low Carbon Designation™, a fund must have a 12-month average Portfolio Carbon Risk Score below 10 and a 12-month average Fossil Fuel Involvement of less than 7% of assets. This signal helps investors easily identify funds that are well-positioned to transition to a low-carbon economy.

Månadsrapport

As of 2024-11-30

AMF Balansfond

Fondandelar kan både öka och minska i värde. Det är inte säkert att du får tillbaka hela det insatta kapitalet.



Översikt

Morningstar Rating 3 Yr	***
Morningstar Rating Overall	****
Inception Date	1998-12-30
Fund Size (Mil)	27 117,4
NAV	427,40
Cash %	0,1
Modified duration, %	3,54
Management Fee	0,40
Manager Name	Magnus Jonasson, Johan Moeschlin, Patricia Hedelius

Kalenderavkastning %

	YTD	2023	2022	2021	2020	2019
Balansfonden	11,3	13,4	-15,5	22,4	6,0	16,9
Index Balansfonden	11,5	13,6	-13,8	20,8	7,3	20,5

Jämförelseindex fr. o.m. 2022-11-01 består av Handelsbanken Markets Combined Sweden All Bonds 40%, SIXRX 40%, MSCI ACWI NR (omräkn. sek) 20%, tidigare MSCI ACWI ESG Leaders NR (omräkn. Sek) 20%.

Rullande avkastning, Årsbasis %

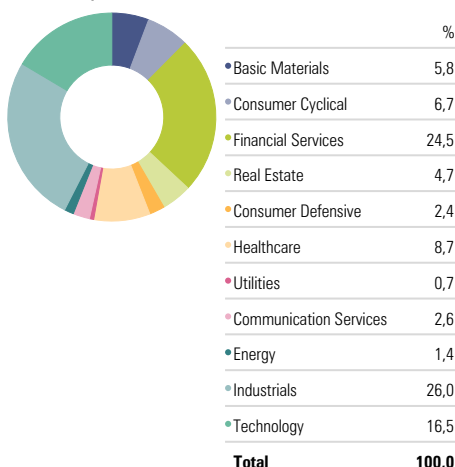
	1 month	3 months	1 Year	5 Years	10 Years
Balansfonden	0,9	0,4	16,8	6,9	6,8
Index Balansfonden	1,2	1,1	16,4	7,5	7,4

Utveckling

Time Period: 2019-12-01 to 2024-11-30



Sektorer, Aktier

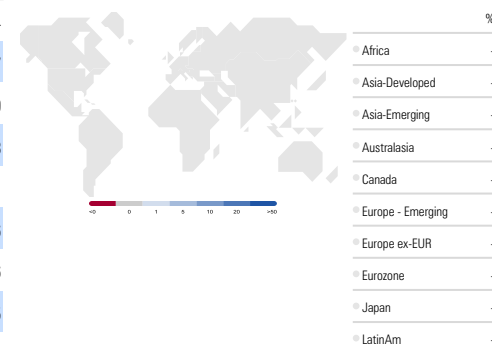


Största innehav

Company	Sector	Vikt %
Investor AB Class A	Financial Services	4,4
Volvo AB Class B	Industrials	3,7
Atlas Copco AB Class B	Industrials	2,9
Skandinaviska Enskilda Banken AB Class A	Financial Services	2,8
Skandinaviska Enskilda Banken AB (publ) 0.5%	—	2,1
Microsoft Corp	Technology	1,6
Epiroc AB Share B	Industrials	1,6
Indutrade AB	Industrials	1,5
Telefonaktiebolaget L M Ericsson Class B	Technology	1,4
Svenska Cellulosa AB Class B	Basic Materials	1,4

Intäkter exponering, Region

Portfolio Date: 2024-11-30

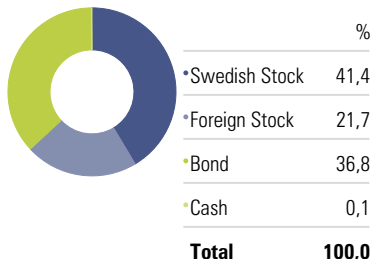


Riskindikatorer

Time Period: 2022-12-01 to 2024-11-30

	Fond	Index
Std Dev	7,6	7,4
Excess Return	-0,5	0,0
Information Ratio (arith)	-0,50	—
Sharpe Ratio	0,92	1,00
Tracking Error	0,9	0,0
Alpha	-0,57	0,00
Beta	1,02	1,00
R2	98,5	100,0

Allokering



Hållbarhetsrating



Koldioxidrisker

Portfolio Date: 2024-09-30

Low Carbon Designation



Morningstar carbon metrics are asset-weighted portfolio calculations based on Sustainalytics' company Carbon Risk Rating. To receive the Morningstar® Low Carbon Designation™, a fund must have a 10-month average Portfolio Carbon Risk Score below 10 and a 12-month average Fossil Fuel Involvement of less than 7% of assets. This signal helps investors easily identify funds that are well-positioned to transition to a low-carbon economy.

Månadsrapport

AMF Företagsobligationsfond



As of 2024-11-30

Fondandelar kan både öka och minska i värde. Det är inte säkert att du får tillbaka hela det insatta kapitalet.

Översikt

Morningstar Rating 3 Yr	★★★★
Morningstar Rating Overall	★★★★
Inception Date	2018-08-29
Fund Size (Mil)	1 328,2
NAV	112,33
Cash %	7,1
Management Fee	0,10
Manager Name	Johan Moeschlin

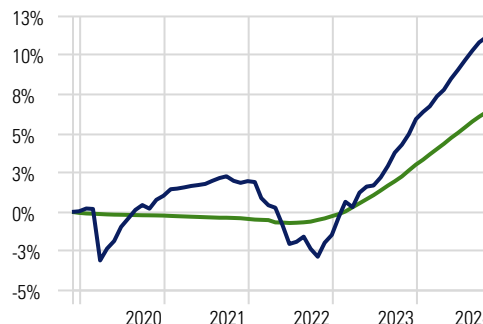
Kalenderavkastning %

	YTD	2023	2022	2021	2020	2019
Företagsobligationsfond	5,3	7,5	-3,4	0,9	1,0	1,6
Solactive SEK FRN Short IG Corporate	5,4	3,3	0,2	-0,2	-0,2	-0,5

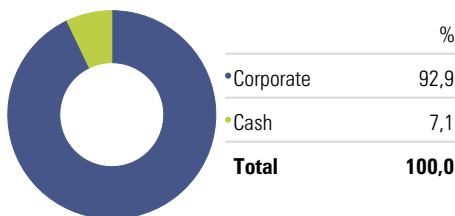
Jämförelseindex fr.o.m. 2024-01-01, tidigare Handelsbanken Markets Sweden All Treasury Bills.

Utveckling

Time Period: 2019-12-01 to 2024-11-30



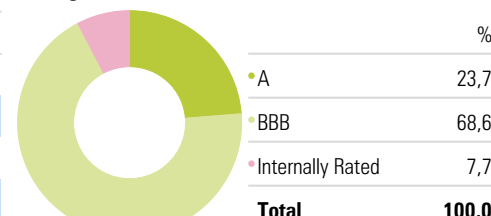
Sektorer



Största innehav

Innehav	Vikt %
NOBA Bank Group AB (publ) 5.18%	6,9
Klarna Bank Ab 4.99%	4,6
Bluestep Bank AB (Publ) 4.83%	4,4
TRATON Finance Luxembourg S.A 4.19%	3,8
Svensk Fastighetsfinansiering AB 4.76%	3,5
Skandinaviska Enskilda Banken AB (publ) 4.47%	3,5
SBAB Bank AB (publ) 4.33%	3,1
Atrium Ljungberg AB 4.24%	3,0
Nykredit Realkredit A/S 4.02%	3,0
Bonnier Fastigheter Finans AB (Publ) 4.76%	2,7

Rating



Riskindikatorer

Time Period: 2022-12-01 to 2024-11-30

	Fond	Index
Std Dev	1,1	0,2
Excess Return	3,2	0,0
Information Ratio (arith)	2,84	—
Sharpe Ratio	2,76	2,11
Tracking Error	1,1	0,0
Alpha	1,91	0,00
Beta	9,59	1,00
R2	27,5	100,0

Riskmått

Duration	0,62
Modified duration, %	0,59
Modified duration credits, %	0,58
Yield to maturity, %	4,07
Average time to maturity	1,97

Hållbarhetsrating



Koldioxidrisker

Portfolio Date: 2023-08-31

Low Carbon Designation



Morningstar carbon metrics are asset-weighted portfolio calculations based on Sustainalytics' company Carbon Risk Rating. To receive the Morningstar® Low Carbon Designation™, a fund must have a 12-month average Portfolio Carbon Risk Score below 10 and a 12-month average Fossil Fuel Involvement of less than 7% of assets. This signal helps investors easily identify funds that are well-positioned to transition to a low-carbon economy.

Månadsrapport

AMF Räntefond Kort



As of 2024-11-30

Fondandelar kan både öka och minska i värde. Det är inte säkert att du får tillbaka hela det insatta kapitalet.

Översikt

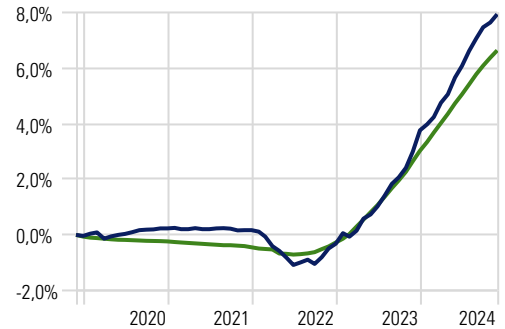
Morningstar Rating 3 Yr	—
Morningstar Rating Overall	—
Inception Date	2004-05-17
Fund Size (Mil)	7 100,4
NAV	120,10
Cash %	2,5
Management Fee	0,10
Manager Name	Johan Moeschlin

Kalenderavkastning %

	YTD	2023	2022	2021	2020	2019
Räntefond-Kort	4,0	4,1	-0,5	-0,1	0,3	-0,3
Handelsbanken Markets Sweden All Treasury Bills	3,5	3,3	0,2	-0,2	-0,2	-0,5

Utveckling

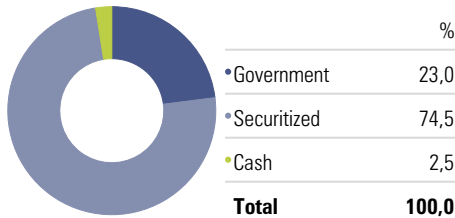
Time Period: 2019-12-01 to 2024-11-30



Rullande avkastning, Årsbasis %

	1 month	3 months	1 Year	5 Years	10 Years
Räntefond-Kort	0,3	0,8	4,8	1,5	0,6
Handelsbanken Markets Sweden All Treasury Bills	0,2	0,8	3,9	1,3	0,3

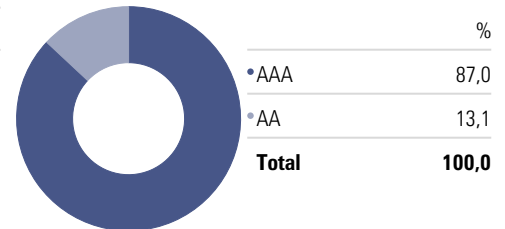
Sektorer



Största innehav

	Vikt %
Skandiabanken AB 3.98%	6,5
DnB Boligkreditt AS 3.29%	5,7
Sparebanken Vest Boligkreditt AS 3.13%	5,6
DnB Boligkreditt AS 3.65%	5,6
Landshypotek Bank AB (publ) 3.29%	5,0
Stadshypotek AB 3.12%	4,9
Lansforsakringar Hypotek AB 3.08%	4,9
African Development Bank 2.88%	4,4
Skandiabanken AB 3.36%	4,3
Realkredit Danmark A/S 3.86%	3,6

Rating



Riskindikatorer

Time Period: 2022-12-01 to 2024-11-30

	Fond	Index
Std Dev	0,6	0,2
Excess Return	0,7	0,0
Information Ratio (arith)	1,33	—
Sharpe Ratio	1,52	2,11
Tracking Error	0,5	0,0
Alpha	0,52	0,00
Beta	1,95	1,00
R2	5,8	100,0

Riskmått

Duration	0,60
Modified duration, %	0,58
Modified duration credits, %	0,43
Yield to maturity, %	3,07
Average time to maturity	2,87

Hållbarhetsrating



Koldioxidrisker

Portfolio Date: 2024-09-30

No Designation

Morningstar carbon metrics are asset-weighted portfolio calculations based on Sustainalytics' company Carbon Risk Rating. To receive the Morningstar® Low Carbon Designation™, a fund must have a 12-month average Portfolio Carbon Risk Score below 10 and a 12-month average Fossil Fuel Involvement of less than 7% of assets. This signal helps investors easily identify funds that are well-positioned to transition to a low-carbon economy.

Månadsrapport

AMF Räntefond Lång



As of 2024-11-30

Fondandelar kan både öka och minska i värde. Det är inte säkert att du får tillbaka hela det insatta kapitalet.

Översikt

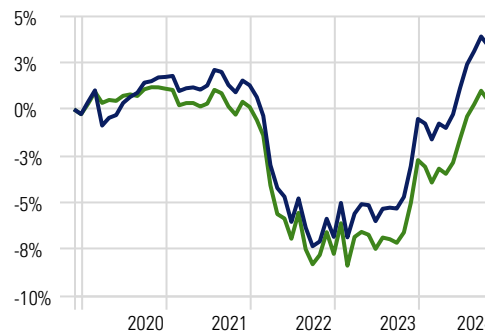
Morningstar Rating 3 Yr	★★★★
Morningstar Rating Overall	★★★★★
Inception Date	1998-12-30
Fund Size (Mil)	12 727,7
NAV	155,77
Cash %	2,4
Management Fee	0,10
Manager Name	Johan Moeschlin

Kalenderavkastning %

	YTD	2023	2022	2021	2020	2019
Räntefond-Lång	4,8	6,8	-8,0	-0,4	2,0	1,7
Handelsbanken Markets Combined Sweden All Bonds	4,1	5,5	-7,9	-1,0	1,4	1,2

Utveckling

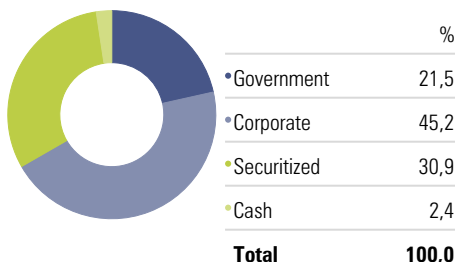
Time Period: 2019-12-01 to 2024-11-30



Rullande avkastning, Årsbasis %

	1 month	3 months	1 Year	5 Years	10 Years
Räntefond-Lång	0,9	1,1	7,6	0,8	1,2
Handelsbanken Markets Combined Sweden All Bonds	0,8	1,0	6,7	0,3	0,8

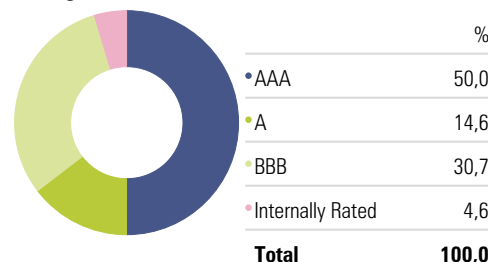
Sektorer



Största innehav

	Vikt %
Sweden (Kingdom Of) 0.75%	7,4
Nordea Hypotek AB 1%	6,3
Skandinaviska Enskilda Banken AB (publ) 3%	4,5
Skandinaviska Enskilda Banken AB (publ) 0.5%	3,9
Swedbank Mortgage AB (publ) 3%	3,3
Swedish Covered Bond Corporation 2%	2,8
Sweden (Kingdom Of) 3.5%	2,2
Sweden (Kingdom Of) 1%	2,1
Sweden (Kingdom Of) 0.13%	2,1
Lansforsakringar Hypotek AB 0.5%	2,0

Rating



Riskindikatorer

Time Period: 2022-12-01 to 2024-11-30

	Fond	Index
Std Dev	3,7	3,8
Excess Return	1,1	0,0
Information Ratio (arith)	2,34	—
Sharpe Ratio	0,53	0,22
Tracking Error	0,5	0,0
Alpha	1,11	0,00
Beta	0,95	1,00
R2	98,5	100,0

Riskmått

Duration	3,78
Modified duration, %	3,67
Modified duration credits, %	1,95
Yield to maturity, %	3,14
Average time to maturity	3,51

Hållbarhetsrating



Koldioxidrisker

Portfolio Date: 2024-09-30

No Designation

Morningstar carbon metrics are asset-weighted portfolio calculations based on Sustainalytics' company Carbon Risk Rating. To receive the Morningstar® Low Carbon Designation™, a fund must have a 12-month average Portfolio Carbon Risk Score below 10 and a 12-month average Fossil Fuel Involvement of less than 7% of assets. This signal helps investors easily identify funds that are well-positioned to transition to a low-carbon economy.

Månadsrapport

AMF Räntefond Mix



As of 2024-11-30

Fondandelar kan både öka och minska i värde. Det är inte säkert att du får tillbaka hela det insatta kapitalet.

Översikt

Morningstar Rating 3 Yr	—
Morningstar Rating Overall	—
Inception Date	2012-01-18
Fund Size (Mil)	4 698,9
NAV	115,51
Cash %	5,4
Management Fee	0,10
Manager Name	Johan Moeschlin

Kalenderavkastning %

	YTD	2023	2022	2021	2020	2019
Räntefond-Mix	2,2	4,3	-8,9	-1,8	2,7	1,7
Index Räntefond-Mix	1,7	3,7	-9,6	-1,9	2,4	1,4

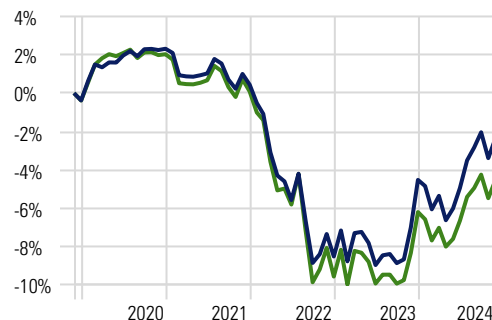
Indexet består av Handelsb. Markets Sweden All Government Bonds 1-10 år 25%, JPM Germany Government index 1-10 år 25%, JPM UK Government index 1-10 år 25%, JPM US Treasury index 1-10 år 25%, hedgat till SEK

Rullande avkastning, Årsbasis %

	1 month	3 months	1 Year	5 Years	10 Years
Räntefond-Mix	1,0	0,4	4,9	-0,5	0,2
Index Räntefond-Mix	1,0	0,4	4,1	-0,9	-0,1

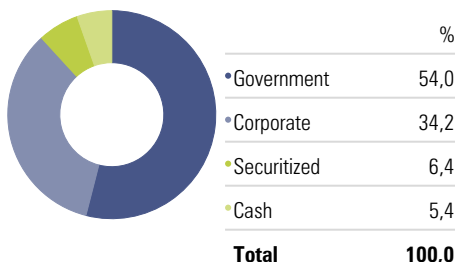
Utveckling

Time Period: 2019-12-01 to 2024-11-30



Räntefond-Mix -2,4% Index Räntefond-Mix -4,6%

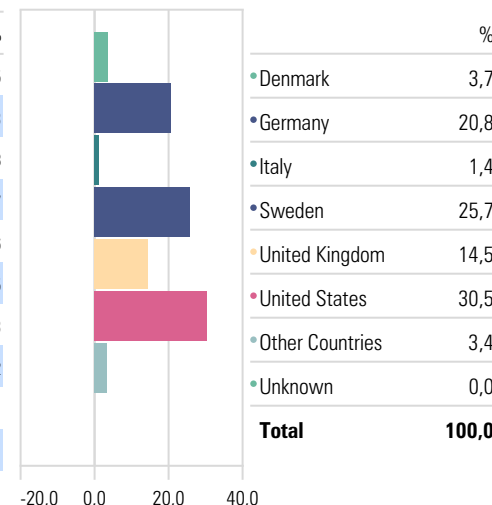
Sektorer



Största innehav

	Vikt %
Sweden (Kingdom Of) 0.75%	4,5
Fastighets AB Balder 4.84%	3,3
United Kingdom of Great Britain and Northern Ireland 0.5%	2,8
Swedbank Mortgage AB (publ) 3%	2,7
Germany (Federal Republic Of) 0%	2,6
United Kingdom of Great Britain and Northern Ireland 1.5%	2,5
United States Treasury Notes 2.25%	2,3
Jyske Bank AS 5.49%	2,2
European Investment Bank 1.5%	2,1
United Kingdom of Great Britain and Northern Ireland 0.38%	2,1

Länder



Riskindikatorer

Time Period: 2022-12-01 to 2024-11-30

	Fond	Index
Std Dev	4,2	4,1
Excess Return	0,7	0,0
Information Ratio (arith)	1,24	—
Sharpe Ratio	-0,15	-0,34
Tracking Error	0,6	0,0
Alpha	0,75	0,00
Beta	1,01	1,00
R2	97,9	100,0

Riskmått

Duration	4,74
Modified Duration, %	4,58
Modified duration credits, %	1,35
Yield to maturity, %	3,35
Average time to maturity	3,66

Hållbarhetsrating



Koldioxidrisker

Portfolio Date: 2023-11-30

Low Carbon Designation



Morningstar carbon metrics are asset-weighted portfolio calculations based on Sustainalytics' company Carbon Risk Rating. To receive the Morningstar® Low Carbon Designation™, a fund must have a 12-month average Portfolio Carbon Risk Score below 10 and a 12-month average Fossil Fuel Involvement of less than 7% of assets. This signal helps investors easily identify funds that are well-positioned to transition to a low-carbon economy.

Månadsrapport

AMF Strategifond Global



As of 2024-11-30

Fondandelar kan både öka och minska i värde. Det är inte säkert att du får tillbaka hela det insatta kapitalet.

Översikt

Morningstar Rating 3 Yr	—
Morningstar Rating Overall	—
Inception Date	2022-07-01
Fund Size (Mil)	476,7
NAV	149,90
Cash %	-4,3
Management Fee	0,40
Manager Name	Magnus Jonasson, Hasan Beslija

Kalenderavkastning %

	YTD	2023	2022	2021	2020
Strategifond Global	24,8	19,7	—	—	—
MSCI ACWI NR (omräkn.sek)	30,4	18,2	—	—	—

Jämförelseindex fr.o.m. 2022-11-01, tidigare MSCI ACWI ESG Leaders NR (omräkn. sek).

Rullande avkastning, Årsbasis %

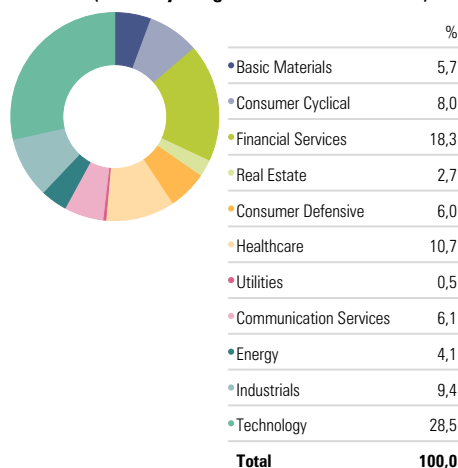
	1 month	3 months	1 Year	3 Years	5 Years
Strategifond Global	5,0	7,5	26,2	—	—
MSCI ACWI NR (omräkn.sek)	5,9	10,6	31,4	—	—

Utveckling

Time Period: 2022-06-30 to 2024-11-30



Sektorer (Genomlysning AMF Aktiefond Global)

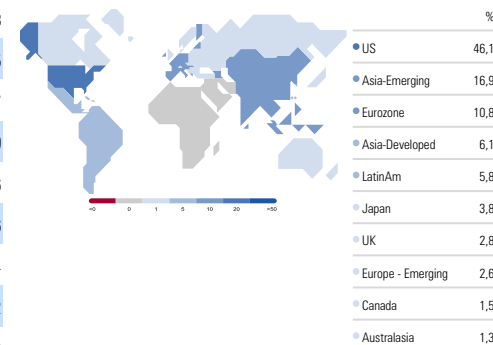


Största innehav (Genomlysning AMF Aktiefond Global)

Company	Sector	Vikt %
Microsoft Corp	Technology	7,8
NVIDIA Corp	Technology	6,5
Visa Inc Class A	Financial Services	4,7
Parker Hannifin Corp	Industrials	3,9
Salesforce Inc	Technology	3,6
Apple Inc	Technology	3,6
Bank of America Corp	Financial Services	3,4
Amazon.com Inc	Consumer Cyclical	3,2
Sumitomo Mitsui Financial Group Inc	Financial Services	3,0
Taiwan Semiconductor Manufacturing Co Ltd ADR	Technology	2,8

Intäkter Region (Genomlysning AMF Aktiefond Global)

Portfolio Date: 2024-11-30

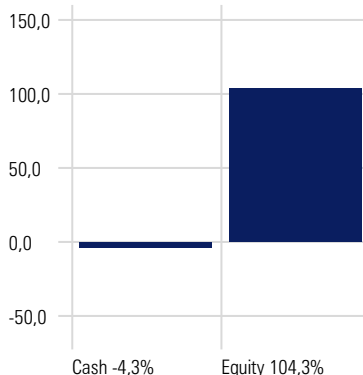


Riskindikatorer

Time Period: 2022-12-01 to 2024-11-30

	Fond	Index
Std Dev	11,8	12,0
Excess Return	-1,7	0,0
Information Ratio (arith)	-0,96	—
Sharpe Ratio	1,23	1,34
Tracking Error	1,8	0,0
Alpha	-1,05	0,00
Beta	0,97	1,00
R2	97,7	100,0

Allokering



Hållbarhetsrating



Koldioxidrisker

Portfolio Date: 2024-09-30

No Designation

Morningstar carbon metrics are asset-weighted portfolio calculations based on Sustainalytics' company Carbon Risk Rating. To receive the Morningstar® Low Carbon Designation™, a fund must have a 12-month average Portfolio Carbon Risk Score below 10 and a 12-month average Fossil Fuel Involvement of less than 7% of assets. This signal helps investors easily identify funds that are well-positioned to transition to a low-carbon economy.

Månadsrapport

As of 2024-11-30



DEFINITIONER

Std Dev (volatilitet) Std Dev är ett riskmått, som avser spridning kring förväntad avkastning. Ett stort spridningsmått innebär hög risk och vice versa. Till exempel innebär 10% volatilitet att avkastningen med två tredjedels sannolikhet kommer att hamna inom 10% från den förväntade avkastningen.

Excess Return Avser den värdeökning alternativt värdeminskning som uppstått under perioden utöver jämförelseindex omräknat till årsbasis.

Information Ratio Information Ratio ställer en fonds uppnådda avkastning (utöver jämförelseindex) i relation till den aktiva risken. Måttet anger hur mycket extra avkastning som uppnåtts jämfört med hur mycket extra risk som tagits.

Sharpe Ratio Ställer avkastning i relation till den totala risken. Anger hur mycket avkastning, nedjusterad med den riskfria räntan, som uppnåtts i relation till hur mycket risk som tagits.

Tracking Error Mäter storleken på avvikelserna mellan en fonds och dess jämförelseindex avkastning. Ett högt tracking error indikerar att förvaltningen avvikit mycket från den övriga marknaden, index. Till exempel innebär 5% tracking error att fondens avkastning, två år av tre, kommer att hamna inom ett intervall om 5% från dess jämförelseindex avkastning.

Alpha Beskriver den uppnådda över- eller underavkastning i förhållande till jämförelseindex med justering av beta, det vill säga med hänsyn till hur stor marknadsrisk som tagits. Om alfa är positivt har fonden överavkastat i förhållande till den marknadsrisk som tagits.

Beta Beta anger sambandet mellan en fonds avkastning och dess marknads avkastning. Om $\beta = 1$ tenderar fondens avkastning att uppföra sig som marknads avkastning. $\beta < 1$ innebär att marknads svängningar försvagas och $\beta > 1$ betyder att marknads svängningar förstärks.

R2 R2 anger hur starkt sambandet är mellan en fond och dess index.

Duration Duration är en räntefonds genomsnittliga återbetalningstid, vägd med kassaströmmarnas nuvärde.

Modified duration Anger hur känsligt räntefondens värde är för förändringar i räntenivån, det vill säga med hur många procent fondens värde ändras när räntenivån sjunker eller stiger med en procentenhet.

Modified duration credits Modifierad duration på alla innehav exklusive sådana utgivna av stater.

Yield to maturity Förväntad avkastning vid oförändrad räntenivå.

Average time to maturity En sammanvägning av alla innehavs löptid till slutligt förfall.