

# Månadsrapport

## AMF Aktiefond Asien Stilla havet



As of 2024-09-30

Fondandelar kan både öka och minska i värde. Det är inte säkert att du får tillbaka hela det insatta kapitalet.

### Översikt

Morningstar Rating 3 Yr	★★★
Morningstar Rating Overall	★★★★
Inception Date	2008-09-25
Fund Size (Mil)	1 952,6
NAV	331,53
Cash %	0,9
Management Fee	0,40
Manager Name	Henrik Oh

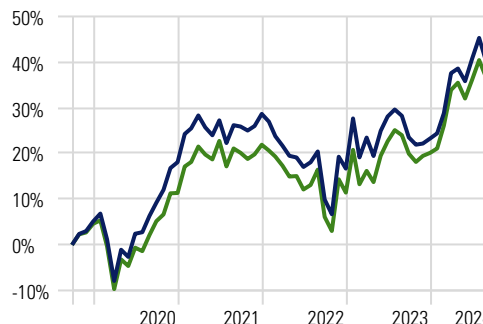
### Kalenderavkastning %

	YTD	2023	2022	2021	2020	2019
Aktiefond-Asien Stilla havet	18,1	5,6	-9,3	8,9	12,3	28,3
MSCI AC Asia Pacific NR (omräkn.sek)	18,2	7,8	-8,6	9,5	6,4	28,5

Jämförelseindex fr.o.m. 2022-11-01, tidigare MSCI AC Asia Pacific ESG Leaders NR (omräkn. sek).

### Utveckling

Time Period: 2019-10-01 to 2024-09-30

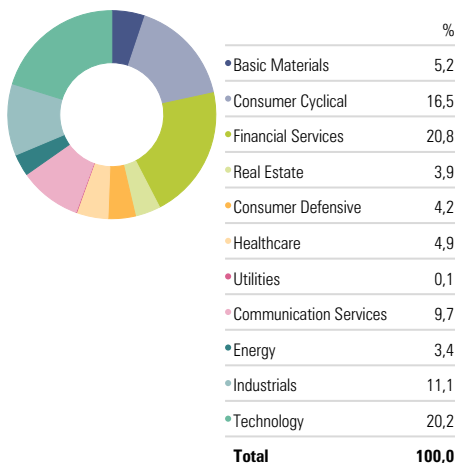


Aktiefond-Asien Stilla havet 45,5% MSCI AC Asia Pacific NR (omräkn.sek) 42,0%

### Rullande avkastning, Årsbasis %

	1 month	3 months	1 Year	5 Years	10 Years
Aktiefond-Asien Stilla havet	4,0	3,5	17,8	7,8	9,4
MSCI AC Asia Pacific NR (omräkn.sek)	4,0	4,4	18,4	7,3	9,5

### Sektorer

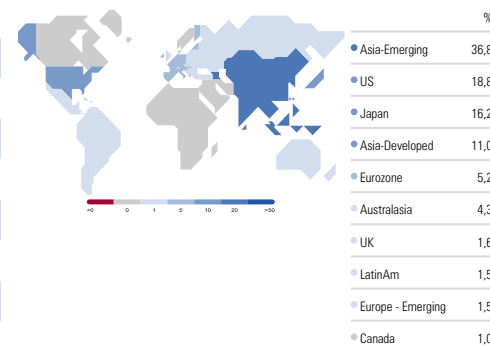


### Största innehav

Company	Sector	Wgt %
Taiwan Semiconductor Manufacturing Co Ltd	Technology	7,7
Tencent Holdings Ltd	Communication Services	5,9
Sumitomo Mitsui Financial Group Inc	Financial Services	3,8
Alibaba Group Holding Ltd Ordinary Shares	Consumer Cyclical	3,6
Shin-Etsu Chemical Co Ltd	Basic Materials	3,6
CSL Ltd	Healthcare	3,5
Goodman Group	Real Estate	3,3
Pan Pacific International Holdings Corp	Consumer Defensive	3,0
Komatsu Ltd	Industrials	2,9
East Japan Railway Co	Industrials	2,8

### Intäkter exponering, Region

Portfolio Date: 2024-08-31

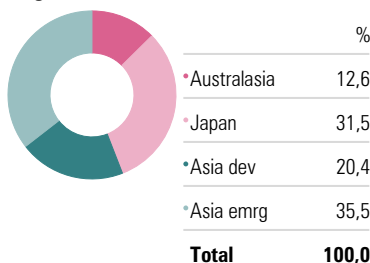


### Riskindikatorer

Time Period: 2022-10-01 to 2024-09-30

	Fond	Index
Std Dev	15,0	14,0
Excess Return	-0,6	0,0
Information Ratio (arith)	-0,28	—
Sharpe Ratio	0,79	0,88
Tracking Error	2,1	0,0
Alpha	-1,22	0,00
Beta	1,07	1,00
R2	98,4	100,0

### Regioner



### Hållbarhetsrating



### Koldioxidrisker

Portfolio Date: 2024-07-31

### Low Carbon Designation



Morningstar carbon metrics are asset-weighted portfolio calculations based on Sustainalytics' company Carbon Risk Rating. To receive the Morningstar® Low Carbon Designation™, a fund must have a 12-month average Portfolio Carbon Risk Score below 10 and a 12-month average Fossil Fuel Involvement of less than 7% of assets. This signal helps investors easily identify funds that are well-positioned to transition to a low-carbon economy.

# Månadsrapport

## AMF Aktiefond Europa



As of 2024-09-30

Fondandelar kan både öka och minska i värde. Det är inte säkert att du får tillbaka hela det insatta kapitalet.

### Översikt

Morningstar Rating 3 Yr	★★★
Morningstar Rating Overall	★★★★
Inception Date	1999-04-30
Fund Size (Mil)	8 515,6
NAV	357,11
Cash %	0,6
Management Fee	0,40
Manager Name	Rickard Alte, Thomas Nordahl

### Kalenderavkastning %

	YTD	2023	2022	2021	2020	2019
Aktiefond-Europa	13,2	15,4	-4,0	23,1	1,1	29,6
MSCI AC Europe NR (omräkn.sek)	13,4	16,1	-7,4	28,2	-4,8	32,5

Jämförelseindex fr.o.m. 2022-11-01, tidigare MSCI AC Europe ESG Leaders NR (omräkn. sek).

### Rullande avkastning, Årsbasis %

	1 month	3 months	1 Year	5 Years	10 Years
Aktiefond-Europa	-0,6	1,2	16,5	10,1	9,3
MSCI AC Europe NR (omräkn.sek)	-0,6	1,9	16,9	9,2	9,0

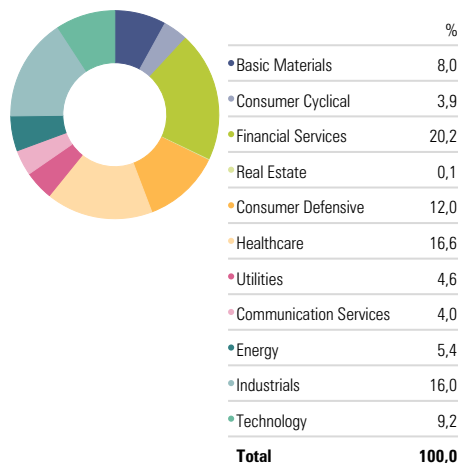
### Utveckling

Time Period: 2019-10-01 to 2024-09-30



Aktiefond-Europa 61,5% MSCI AC Europe NR (omräkn.sek) 55,6%

### Sektorer

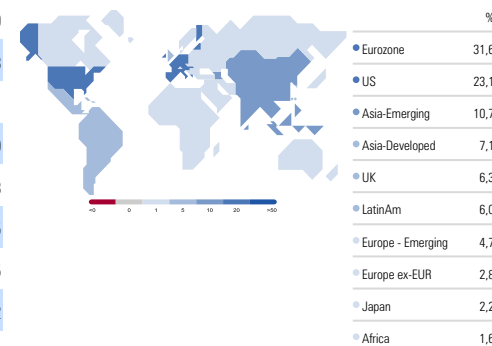


### Största innehav

Company	Sector	Vikt %
AstraZeneca PLC	Healthcare	5,9
Novo Nordisk AS Class B	Healthcare	5,8
Siemens AG	Industrials	5,1
TotalEnergies SE	Energy	5,0
Anheuser-Busch InBev SA/NV	Consumer Defensive	4,8
SAP SE	Technology	4,5
ASML Holding NV	Technology	4,5
ING Groep NV	Financial Services	4,2
Air Liquide SA	Basic Materials	4,0
DHL Group	Industrials	3,8

### Intäkter exponering, Region

Portfolio Date: 2024-08-31

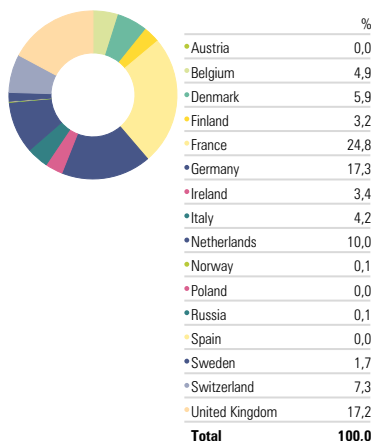


### Riskindikatorer

Time Period: 2022-10-01 to 2024-09-30

	Fond	Index
Std Dev	12,1	11,6
Excess Return	0,3	0,0
Information Ratio (arith)	0,16	—
Sharpe Ratio	1,43	1,46
Tracking Error	1,8	0,0
Alpha	-0,20	0,00
Beta	1,03	1,00
R2	97,9	100,0

### Länder



### Hållbarhetsrating



### Koldioxidrisker

Portfolio Date: 2024-07-31

#### No Designation

Morningstar carbon metrics are asset-weighted portfolio calculations based on Sustainalytics' company Carbon Risk Rating. To receive the Morningstar® Low Carbon Designation™, a fund must have a 12-month average Portfolio Carbon Risk Score below 10 and a 12-month average Fossil Fuel Involvement of less than 7% of assets. This signal helps investors easily identify funds that are well-positioned to transition to a low-carbon economy.

# Månadsrapport

## AMF Aktiefond Global



As of 2024-09-30

Fondandelar kan både öka och minska i värde. Det är inte säkert att du får tillbaka hela det insatta kapitalet.

### Översikt

Morningstar Rating 3 Yr	★★★★
Morningstar Rating Overall	★★★★★
Inception Date	2001-11-15
Fund Size (Mil)	39 780,9
NAV	381,02
Cash %	0,7
Management Fee	0,40
Manager Name	Henrik Oh, Thomas Nordahl

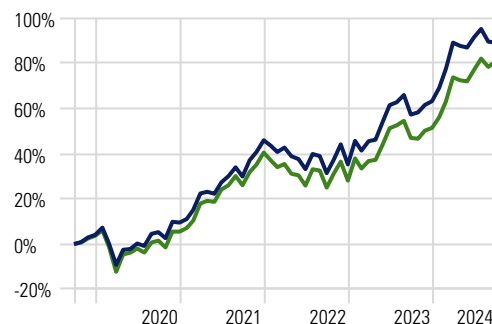
### Kalenderavkastning %

	YTD	2023	2022	2021	2020	2019
Aktiefond-Global	15,9	20,7	-7,3	33,3	5,2	34,7
MSCI ACWI NR (omräkn.sek)	19,4	18,2	-8,8	33,2	1,8	34,3

Jämförelseindex fr.o.m. 2022-11-01, tidigare MSCI ACWI ESG Leaders NR (omräkn. sek).

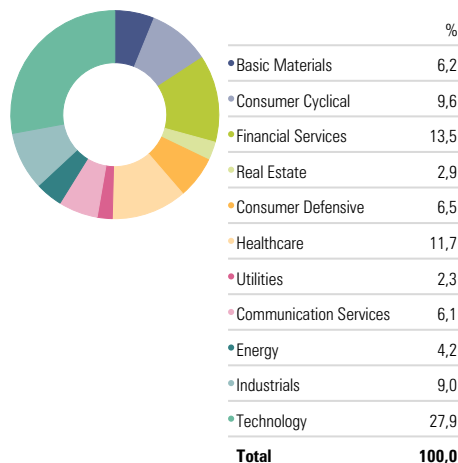
### Utveckling

Time Period: 2019-10-01 to 2024-09-30



Aktiefond-Global 89,3% MSCI ACWI NR (omräkn.sek) 80,7%

### Sektorer

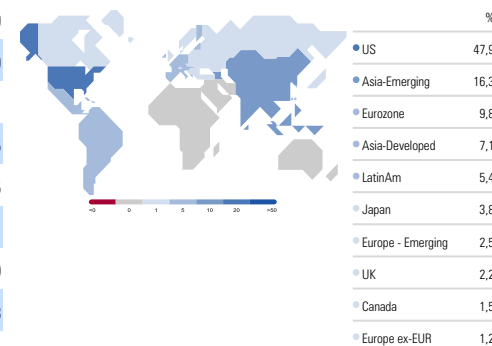


### Största innehav

Company	Sector	Vikt %
Microsoft Corp	Technology	7,9
NVIDIA Corp	Technology	5,9
Visa Inc Class A	Financial Services	4,1
Apple Inc	Technology	3,5
Parker Hannifin Corp	Industrials	3,5
Salesforce Inc	Technology	3,1
Procter & Gamble Co	Consumer Defensive	3,0
Bank of America Corp	Financial Services	2,8
Linde PLC	Basic Materials	2,8
Amazon.com Inc	Consumer Cyclical	2,8

### Intäkter exponering, Region

Portfolio Date: 2024-08-31

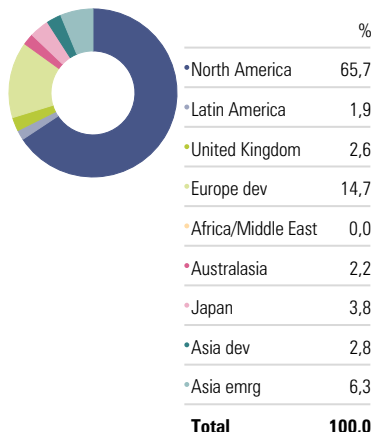


### Riskindikatorer

Time Period: 2022-10-01 to 2024-09-30

	Fond	Index
Std Dev	12,3	11,9
Excess Return	-0,2	0,0
Information Ratio (arith)	-0,11	—
Sharpe Ratio	1,29	1,35
Tracking Error	2,0	0,0
Alpha	-0,44	0,00
Beta	1,02	1,00
R2	97,5	100,0

### Regioner



### Hållbarhetsrating



### Koldioxidrisker

Portfolio Date: 2024-07-31

#### No Designation

Morningstar carbon metrics are asset-weighted portfolio calculations based on Sustainalytics' company Carbon Risk Rating. To receive the Morningstar® Low Carbon Designation™, a fund must have a 12-month average Portfolio Carbon Risk Score below 10 and a 12-month average Fossil Fuel Involvement of less than 7% of assets. This signal helps investors easily identify funds that are well-positioned to transition to a low-carbon economy.

# Månadsrapport

## AMF Aktiefond Nordamerika



As of 2024-09-30

Fondandelar kan både öka och minska i värde. Det är inte säkert att du får tillbaka hela det insatta kapitalet.

### Översikt

Morningstar Rating 3 Yr	★★★★★
Morningstar Rating Overall	★★★★★
Inception Date	2007-09-24
Fund Size (Mil)	10 479,8
NAV	675,68
Cash %	0,6
Management Fee	0,40
Manager Name	Joakim Lidfeldt, Thomas Nordahl

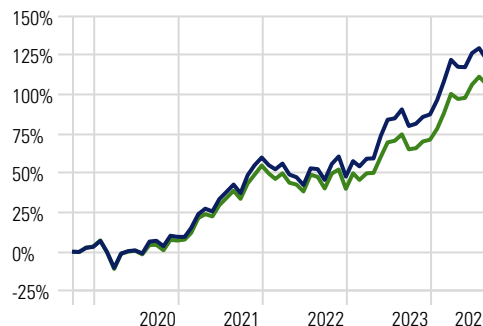
### Kalenderavkastning %

	YTD	2023	2022	2021	2020	2019
Aktiefond-Nordamerika	18,8	26,8	-7,6	46,2	6,2	39,0
MSCI USA NR (omräkn.sek)	22,0	22,3	-9,6	44,6	3,7	38,2

Jämförelseindex fr.o.m. 2022-11-01, tidigare MSCI USA ESG Leaders NR (omräkn. sek).

### Utveckling

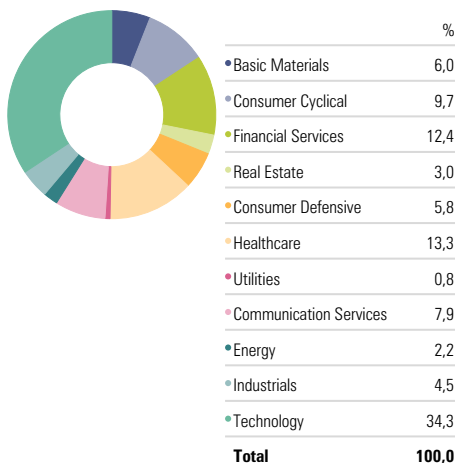
Time Period: 2019-10-01 to 2024-09-30



### Rullande avkastning, Årsbasis %

	1 month	3 months	1 Year	5 Years	10 Years
Aktiefond-Nordamerika	-0,1	-1,7	23,6	17,4	17,5
MSCI USA NR (omräkn.sek)	1,1	1,3	26,6	15,9	16,6

### Sektorer

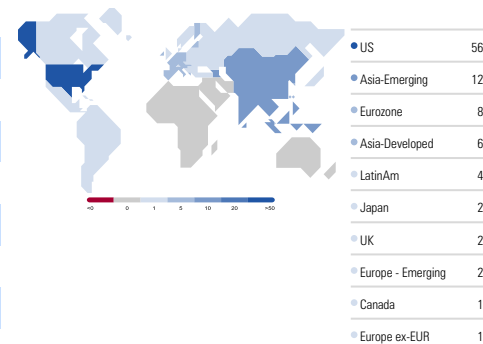


### Största innehav

Company	Sector	Vikt %
Microsoft Corp	Technology	9,5
NVIDIA Corp	Technology	8,7
Apple Inc	Technology	6,5
Eli Lilly and Co	Healthcare	4,5
Amazon.com Inc	Consumer Cyclical	4,4
Salesforce Inc	Technology	4,0
Procter & Gamble Co	Consumer Defensive	3,7
Visa Inc Class A	Financial Services	3,7
Linde PLC	Basic Materials	3,5
Bank of America Corp	Financial Services	3,2

### Intäkter exponering, Region

Portfolio Date: 2024-08-31



### Riskindikatorer

Time Period: 2022-10-01 to 2024-09-30

	Fond	Index
Std Dev	14,4	13,6
Excess Return	1,5	0,0
Information Ratio (arith)	0,60	—
Sharpe Ratio	1,33	1,31
Tracking Error	2,5	0,0
Alpha	0,54	0,00
Beta	1,05	1,00
R2	97,2	100,0

### Hållbarhetsrating



### Koldioxidrisker

Portfolio Date: 2024-07-31

### Low Carbon Designation



Morningstar carbon metrics are asset-weighted portfolio calculations based on Sustainalytics' company Carbon Risk Rating. To receive the Morningstar® Low Carbon Designation™, a fund must have a 12-month average Portfolio Carbon Risk Score below 10 and a 12-month average Fossil Fuel Involvement of less than 7% of assets. This signal helps investors easily identify funds that are well-positioned to transition to a low-carbon economy.

# Månadsrapport

## AMF Aktiefond Småbolag



As of 2024-09-30

Fondandelar kan både öka och minska i värde. Det är inte säkert att du får tillbaka hela det insatta kapitalet.

### Översikt

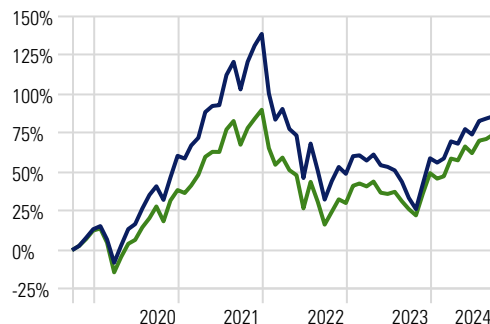
Morningstar Rating 3 Yr	★★
Morningstar Rating Overall	★★★
Inception Date	2004-05-17
Fund Size (Mil)	19 172,7
NAV	1 353,52
Cash %	2,0
Management Fee	0,40
Manager Name	Sophie Larsén, Angelica Hanson

### Kalenderavkastning %

	YTD	2023	2022	2021	2020	2019
Aktiefond-Småbolag	17,0	6,7	-37,6	48,7	41,5	42,2
Carnegie Small Cap Return Sweden	16,5	14,7	-31,4	37,1	23,0	43,2

### Utveckling

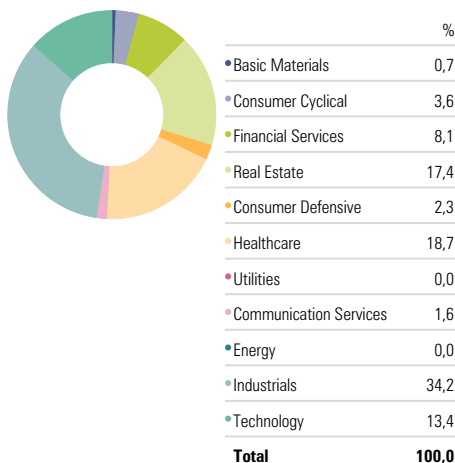
Time Period: 2019-10-01 to 2024-09-30



### Rullande avkastning, Årsbasis %

	1 month	3 months	1 Year	5 Years	10 Years
Aktiefond-Småbolag	0,8	6,7	39,2	13,2	15,0
Carnegie Small Cap Return Sweden	1,6	7,3	37,8	11,7	14,4

### Sektorer

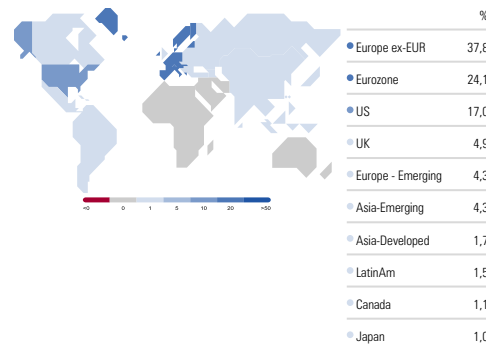


### Största innehav

	Sector	Vikt %
Fastighets AB Balder Class B	Real Estate	4,1
Beijer Ref AB Class B	Industrials	4,0
Addtech AB Class B	Industrials	3,9
Sweco AB Class B	Industrials	3,8
Trelleborg AB Class B	Industrials	3,7
Nordnet AB (publ) Ordinary Shares	Financial Services	3,7
Sectra AB Class B	Healthcare	3,4
AB Sagax Class B	Real Estate	3,4
Skanska AB Class B	Industrials	2,7
Castellum AB	Real Estate	2,5

### Intäkter exponering, Region

Portfolio Date: 2024-08-31



### Riskindikatorer

Time Period: 2022-10-01 to 2024-09-30

	Fond	Index
Std Dev	18,7	16,5
Excess Return	-3,8	0,0
Information Ratio (arith)	-0,88	—
Sharpe Ratio	0,83	1,11
Tracking Error	4,4	0,0
Alpha	-4,90	0,00
Beta	1,11	1,00
R2	95,5	100,0

### Hållbarhetsrating



### Koldioxidrisker

Portfolio Date: 2024-07-31

### Low Carbon Designation



Morningstar carbon metrics are asset-weighted portfolio calculations based on Sustainalytics' company Carbon Risk Rating. To receive the Morningstar® Low Carbon Designation™, a fund must have a 12-month average Portfolio Carbon Risk Score below 10 and a 12-month average Fossil Fuel Involvement of less than 7% of assets. This signal helps investors easily identify funds that are well-positioned to transition to a low-carbon economy.

# Månadsrapport

# AMF Aktiefond Sverige



As of 2024-09-30

Fondandelar kan både öka och minska i värde. Det är inte säkert att du får tillbaka hela det insatta kapitalet.

## Översikt

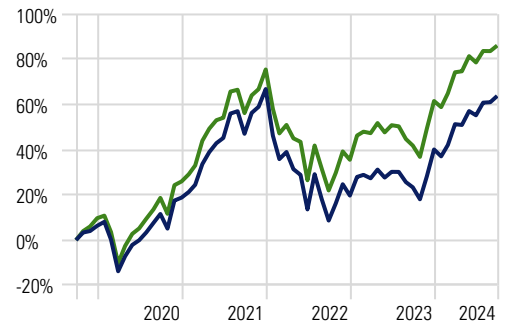
Morningstar Rating 3 Yr	★★
Morningstar Rating Overall	★★
Inception Date	1998-12-30
Fund Size (Mil)	47 645,5
NAV	1 013,00
Cash %	2,2
Management Fee	0,40
Manager Name	Dick Bergqvist, Anders Hansson, Patricia Hedelius

## Kalenderavkastning %

	YTD	2023	2022	2021	2020	2019
Aktiefond-Sverige	16,9	17,1	-28,3	40,5	11,7	25,7
SIXPRX	15,2	19,2	-22,8	39,3	14,8	35,0

## Utveckling

Time Period: 2019-10-01 to 2024-09-30

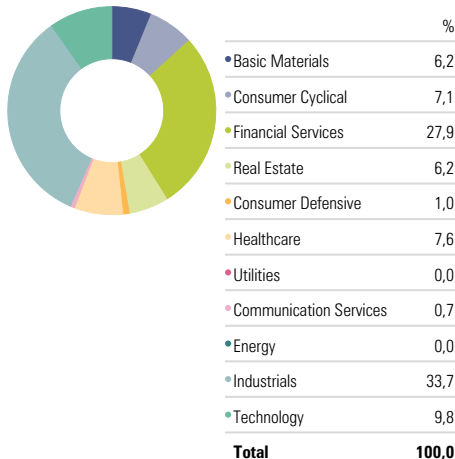


Aktiefond-Sverige 63,8% SIXPRX 86,1%

## Rullande avkastning, Årsbasis %

	1 month	3 months	1 Year	5 Years	10 Years
Aktiefond-Sverige	1,7	5,5	32,8	10,4	9,5
SIXPRX	1,3	4,2	31,2	13,2	11,4

## Sektorer

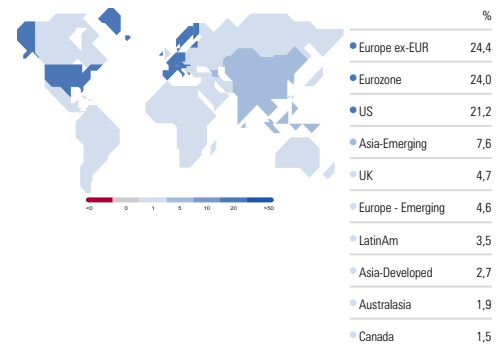


## Största innehav

	Sektor	Vikt %
Investor AB Class A	Financial Services	9,8
Volvo AB Class B	Industrials	8,0
Atlas Copco AB Class B	Industrials	7,2
Skandinaviska Enskilda Banken AB Class A	Financial Services	6,4
Epiroc AB Share B	Industrials	4,0
Indutrade AB	Industrials	3,7
Svenska Cellulosa AB Class B	Basic Materials	3,5
Hennes & Mauritz AB Class B	Consumer Cyclical	3,4
Hexagon AB Class B	Technology	3,2
EQT AB Ordinary Shares	Financial Services	3,2

## Intäkter exponering, Region

Portfolio Date: 2024-08-31



## Riskindikatorer

Time Period: 2022-10-01 to 2024-09-30

	Fond	Index
Std Dev	14,4	13,7
Excess Return	-0,7	0,0
Information Ratio (arith)	-0,35	—
Sharpe Ratio	1,28	1,38
Tracking Error	2,1	0,0
Alpha	-1,21	0,00
Beta	1,04	1,00
R2	98,0	100,0

## Hållbarhetsrating



## Koldioxidrisker

Portfolio Date: 2024-07-31

## Low Carbon Designation



Morningstar carbon metrics are asset-weighted portfolio calculations based on Sustainalytics' company Carbon Risk Rating. To receive the Morningstar® Low Carbon Designation™, a fund must have a 12-month average Portfolio Carbon Risk Score below 10 and a 12-month average Fossil Fuel Involvement of less than 7% of assets. This signal helps investors easily identify funds that are well-positioned to transition to a low-carbon economy.

# Månadsrapport

## AMF Aktiefond Tillväxtmarknader



As of 2024-09-30

Fondandelar kan både öka och minska i värde. Det är inte säkert att du får tillbaka hela det insatta kapitalet.

### Översikt

Morningstar Rating 3 Yr	★★★
Morningstar Rating Overall	★★★
Inception Date	2019-12-11
Fund Size (Mil)	2 000,5
NAV	127,91
Cash %	1,2
Management Fee	0,40
Manager Name	Henrik Oh

### Kalenderavkastning %

	YTD	2023	2022	2021	2020	2019
Aktiefond-Tillväxtmarknader	18,6	1,4	-11,5	6,7	7,9	—
MSCI Emerging Markets NR (omräkn.sek)	17,5	6,2	-13,1	8,0	5,4	—

Jämförelseindex fr.o.m. 2022-11-01, tidigare MSCI EM ESG Leaders NR (omräkn. sek).

### Rullande avkastning, Årsbasis %

	1 month	3 months	1 Year	3 Years	5 Years
Aktiefond-Tillväxtmarknader	6,9	5,9	17,2	2,9	—
MSCI Emerging Markets NR (omräkn.sek)	5,6	4,1	17,6	3,3	—

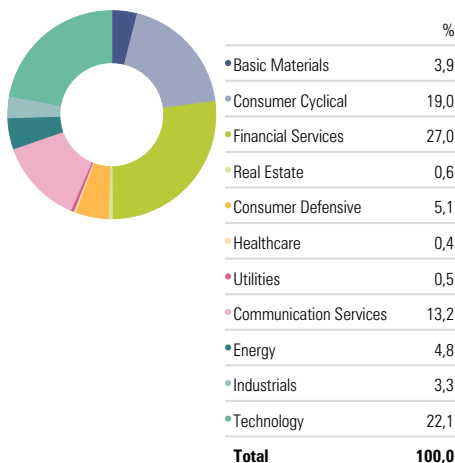
### Utveckling

Time Period: 2019-12-11 to 2024-09-30



Aktiefond-Tillväxtmarknader 27,9% MSCI Emerging Markets NR (omräkn.sek) 29,0%

### Sektorer

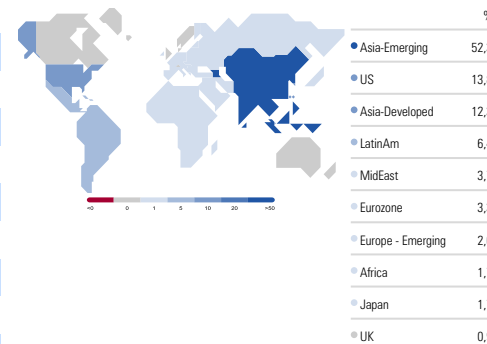


### Största innehav

Company	Sector	Vikt %
Taiwan Semiconductor Manufacturing Co Ltd	Technology	7,4
Tencent Holdings Ltd	Communication Services	7,2
Alibaba Group Holding Ltd Ordinary Shares	Consumer Cyclical	4,8
Reliance Industries Ltd	Energy	3,9
PT Bank Central Asia Tbk	Financial Services	3,2
Samsung Electronics Co Ltd	Technology	3,2
Ping An Insurance (Group) Co. of China Ltd Class H	Financial Services	3,0
KB Financial Group Inc	Financial Services	2,7
MediaTek Inc	Technology	2,6
BYD Co Ltd Class H	Consumer Cyclical	2,3

### Intäkter exponering, Region

Portfolio Date: 2024-08-31

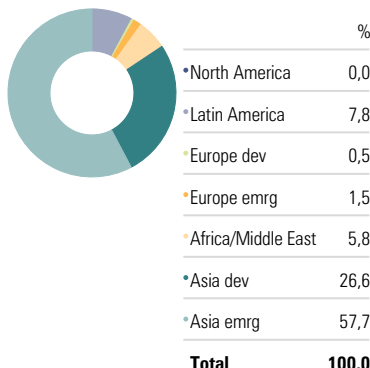


### Riskindikatorer

Time Period: 2022-10-01 to 2024-09-30

	Fond	Index
Std Dev	17,3	15,5
Excess Return	-0,8	0,0
Information Ratio (arith)	-0,24	—
Sharpe Ratio	0,55	0,65
Tracking Error	3,5	0,0
Alpha	-1,53	0,00
Beta	1,10	1,00
R2	96,9	100,0

### Regioner



### Hållbarhetsrating



### Koldioxidrisker

Portfolio Date:

No Designation

Morningstar carbon metrics are asset-weighted portfolio calculations based on Sustainalytics' company Carbon Risk Rating. To receive the Morningstar® Low Carbon Designation™, a fund must have a 12-month average Portfolio Carbon Risk Score below 10 and a 12-month average Fossil Fuel Involvement of less than 7% of assets. This signal helps investors easily identify funds that are well-positioned to transition to a low-carbon economy.

# Månadsrapport

# AMF Aktiefond Världen



As of 2024-09-30

Fondandelar kan både öka och minska i värde. Det är inte säkert att du får tillbaka hela det insatta kapitalet.

## Översikt

Morningstar Rating 3 Yr	★★
Morningstar Rating Overall	★★★
Inception Date	1998-12-30
Fund Size (Mil)	55 824,1
NAV	740,83
Cash %	1,0
Management Fee	0,40
Manager Name	Magnus Jonasson, Anders Hansson, Joakim Lidfeldt

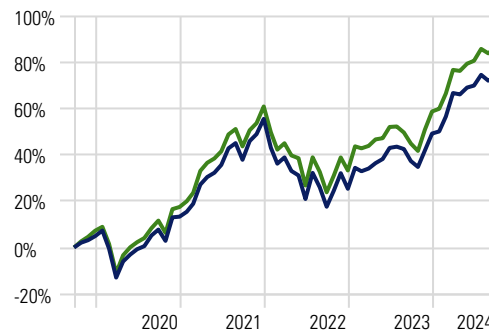
## Kalenderavkastning %

	YTD	2023	2022	2021	2020	2019
Aktiefond-Världen	16,3	19,0	-19,4	37,3	8,0	28,3
SIXRX 50%, MSCI ACWI NR (omräkn.sek) 50%	17,3	19,1	-17,2	37,0	9,6	34,8

Jämförelseindex fr.o.m. 2024-01-01, tidigare SIXRX 60%, MSCI ACWI NR (omräkn. Sek) 40%.

## Utveckling

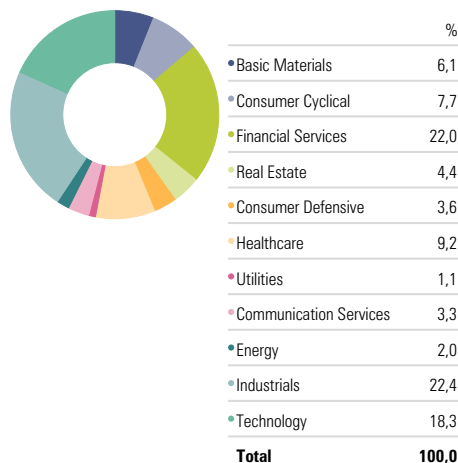
Time Period: 2019-10-01 to 2024-09-30



## Rullande avkastning, Årsbasis %

	1 month	3 months	1 Year	5 Years	10 Years
Aktiefond-Världen	0,8	2,1	26,3	11,7	11,1
SIXRX 50%, MSCI ACWI NR (omräkn.sek) 50%	1,3	3,1	28,6	13,3	12,3

## Sektorer

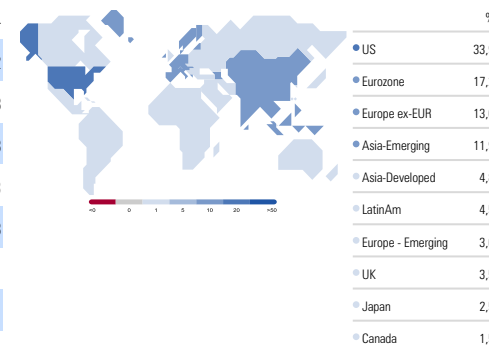


## Största innehav

Company	Sector	Vikt %
Investor AB Class A	Financial Services	5,4
Volvo AB Class B	Industrials	4,2
Atlas Copco AB Class B	Industrials	3,8
Microsoft Corp	Technology	3,8
Skandinaviska Enskilda Banken AB Class A	Financial Services	3,3
NVIDIA Corp	Technology	2,8
AstraZeneca PLC	Healthcare	2,1
Epiroc AB Share B	Industrials	2,1
Visa Inc Class A	Financial Services	2,0
Indutrade AB	Industrials	1,9

## Intäkter exponering, Region

Portfolio Date: 2024-08-31

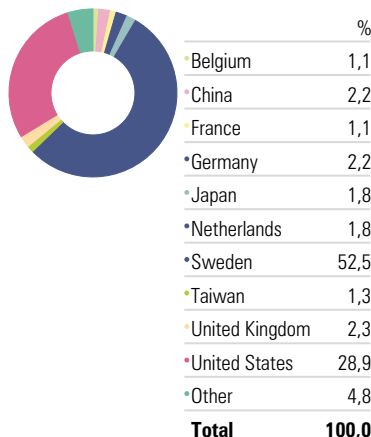


## Riskindikatorer

Time Period: 2022-10-01 to 2024-09-30

	Fond	Index
Std Dev	11,3	11,3
Excess Return	-1,2	0,0
Information Ratio (arith)	-0,67	—
Sharpe Ratio	1,50	1,59
Tracking Error	1,8	0,0
Alpha	-0,83	0,00
Beta	0,99	1,00
R2	97,6	100,0

## Länder



## Hållbarhetsrating



## Koldioxidrisker

Portfolio Date: 2024-07-31

## Low Carbon Designation



Morningstar carbon metrics are asset-weighted portfolio calculations based on Sustainalytics' company Carbon Risk Rating. To receive the Morningstar® Low Carbon Designation™, a fund must have a 12-month average Portfolio Carbon Risk Score below 10 and a 12-month average Fossil Fuel Involvement of less than 7% of assets. This signal helps investors easily identify funds that are well-positioned to transition to a low-carbon economy.



# Månadsrapport

As of 2024-09-30

## AMF Balansfond

Fondandelar kan både öka och minska i värde. Det är inte säkert att du får tillbaka hela det insatta kapitalet.



### Översikt

Morningstar Rating 3 Yr	***
Morningstar Rating Overall	****
Inception Date	1998-12-30
Fund Size (Mil)	27 527,3
NAV	429,80
Cash %	0,4
Modified duration, %	3,59
Management Fee	0,40
Manager Name	Magnus Jonasso, Johan Moeschlin, Patricia Hedellius

### Kalenderavkastning %

	YTD	2023	2022	2021	2020	2019
Balansfonden	11,9	13,4	-15,5	22,4	6,0	16,9
Index Balansfonden	11,4	13,6	-13,8	20,8	7,3	20,5

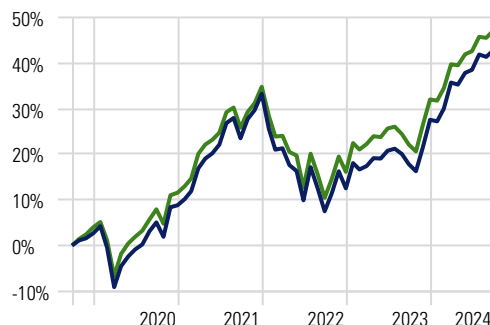
Jämförelseindex fr. o.m. 2022-11-01 består av Handelsbanken Markets Combined Sweden All Bonds 40%, SIXRX 40%, MSCI ACWI NR (omräkn. sek) 20%, tidigare MSCI ACWI ESG Leaders NR (omräkn. Sek) 20%.

### Rullande avkastning, Årsbasis %

	1 month	3 months	1 Year	5 Years	10 Years
Balansfonden	1,0	3,1	21,2	7,4	7,2
Index Balansfonden	1,1	3,1	20,4	8,0	7,7

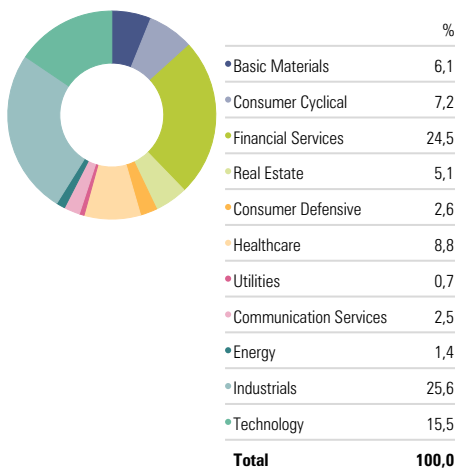
### Utveckling

Time Period: 2019-10-01 to 2024-09-30



■ Balansfonden 42,7% ■ Index Balansfonden 47,0%

### Sektorer, Aktier

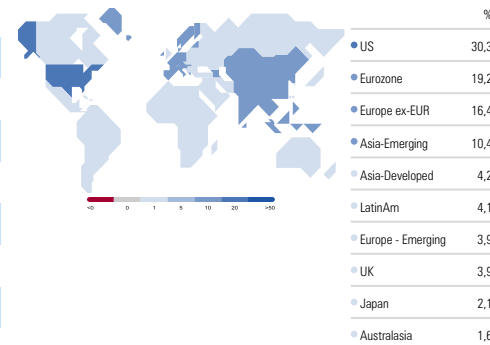


### Största innehav

	Sector	Vikt %
Investor AB Class A	Financial Services	4,5
Volvo AB Class B	Industrials	3,5
Atlas Copco AB Class B	Industrials	3,1
Skandinaviska Enskilda Banken AB Class A	Financial Services	2,8
Skandinaviska Enskilda Banken AB (publ) 0.5%	—	2,1
Epiroc AB Share B	Industrials	1,7
Microsoft Corp	Technology	1,6
Indutrade AB	Industrials	1,6
Svenska Cellulosa AB Class B	Basic Materials	1,5
Hennes & Mauritz AB Class B	Consumer Cyclical	1,4

### Intäkter exponering, Region

Portfolio Date: 2024-08-31

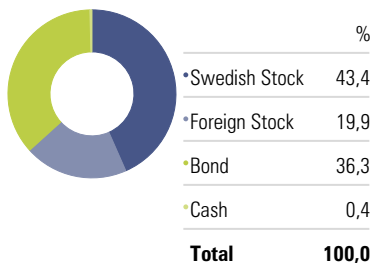


### Riskindikatorer

Time Period: 2022-10-01 to 2024-09-30

	Fond	Index
Std Dev	8,0	7,8
Excess Return	-0,2	0,0
Information Ratio (arith)	-0,18	—
Sharpe Ratio	1,42	1,46
Tracking Error	0,9	0,0
Alpha	-0,30	0,00
Beta	1,01	1,00
R2	98,8	100,0

### Allokering



### Hållbarhetsrating



### Koldioxidrisker

Portfolio Date: 2024-07-31

Low Carbon Designation



Morningstar carbon metrics are asset-weighted portfolio calculations based on Sustainalytics' company Carbon Risk Rating. To receive the Morningstar® Low Carbon Designation™, a fund must have a 12-month average Portfolio Carbon Risk Score below 10 and a 12-month average Fossil Fuel Involvement of less than 7% of assets. This signal helps investors easily identify funds that are well-positioned to transition to a low-carbon economy.

# Månadsrapport

## AMF Företagsobligationsfond



As of 2024-09-30

Fondandelar kan både öka och minska i värde. Det är inte säkert att du får tillbaka hela det insatta kapitalet.

### Översikt

Morningstar Rating 3 Yr	★★★★
Morningstar Rating Overall	★★★★
Inception Date	2018-08-29
Fund Size (Mil)	1 371,0
NAV	111,59
Cash %	5,9
Management Fee	0,10
Manager Name	Johan Moeschlin, Charlotte Sillén

### Kalenderavkastning %

	YTD	2023	2022	2021	2020	2019
Företagsobligationsfond	4,6	7,5	-3,4	0,9	1,0	1,6
Solactive SEK FRN Short IG Corporate	4,7	3,3	0,2	-0,2	-0,2	-0,5

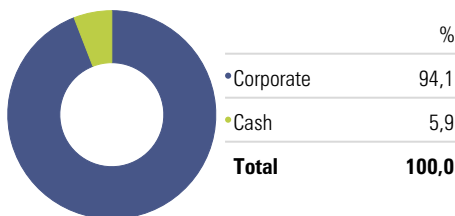
Jämförelseindex fr.o.m. 2024-01-01, tidigare Handelsbanken Markets Sweden All Treasury Bills.

### Utveckling

Time Period: 2019-10-01 to 2024-09-30



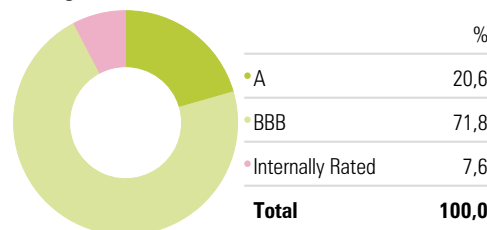
### Sektorer



### Största innehav

Innehav	Vikt %
Swedish 2 Year Stadshypotek Future Dec 24	17,9
NOBA Bank Group AB (publ) 5.18%	6,6
Klarne Bank Ab 4.99%	4,4
Bluestep Bank AB (Publ) 4.83%	4,3
TRATON Finance Luxembourg S.A 4.86%	3,7
Svensk Fastighetsfinansiering AB 4.76%	3,4
Skandinaviska Enskilda Banken AB (publ) 4.47%	3,3
SBAB Bank AB (publ) 5.01%	3,0
Nykredit Realkredit A/S 5.01%	3,0
Atrium Ljungberg AB 4.8%	2,9

### Rating



### Riskindikatorer

Time Period: 2022-10-01 to 2024-09-30

	Fond	Index
Std Dev	1,3	0,3
Excess Return	3,2	0,0
Information Ratio (arith)	2,39	—
Sharpe Ratio	2,29	1,42
Tracking Error	1,3	0,0
Alpha	1,83	0,00
Beta	13,76	1,00
R2	47,0	100,0

### Riskmått

Duration	0,64
Modified duration, %	0,61
Modified duration credits, %	0,61
Yield to maturity, %	4,05
Average time to maturity	1,90

### Hållbarhetsrating



### Koldioxidrisker

Portfolio Date: 2023-08-31

Low Carbon Designation



Morningstar carbon metrics are asset-weighted portfolio calculations based on Sustainalytics' company Carbon Risk Rating. To receive the Morningstar® Low Carbon Designation™, a fund must have a 12-month average Portfolio Carbon Risk Score below 10 and a 12-month average Fossil Fuel Involvement of less than 7% of assets. This signal helps investors easily identify funds that are well-positioned to transition to a low-carbon economy.

# Månadsrapport

## AMF Räntefond Kort



As of 2024-09-30

Fondandelar kan både öka och minska i värde. Det är inte säkert att du får tillbaka hela det insatta kapitalet.

### Översikt

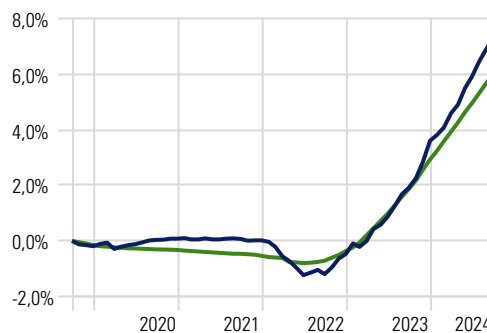
Morningstar Rating 3 Yr	—
Morningstar Rating Overall	—
Inception Date	2004-05-17
Fund Size (Mil)	7 043,6
NAV	119,58
Cash %	7,4
Management Fee	0,10
Manager Name	Johan Moeschlin, Charlotte Sillén

### Kalenderavkastning %

	YTD	2023	2022	2021	2020	2019
Räntefond-Kort	3,6	4,1	-0,5	-0,1	0,3	-0,3
Handelsbanken Markets Sweden All Treasury Bills	3,0	3,3	0,2	-0,2	-0,2	-0,5

### Utveckling

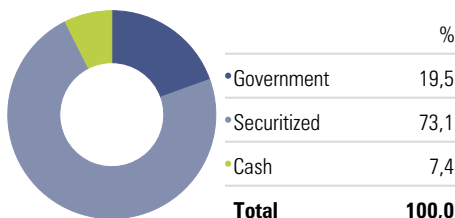
Time Period: 2019-10-01 to 2024-09-30



### Rullande avkastning, Årsbasis %

	1 month	3 months	1 Year	5 Years	10 Years
Räntefond-Kort	0,4	1,3	5,3	1,4	0,6
Handelsbanken Markets Sweden All Treasury Bills	0,3	1,0	4,0	1,2	0,3

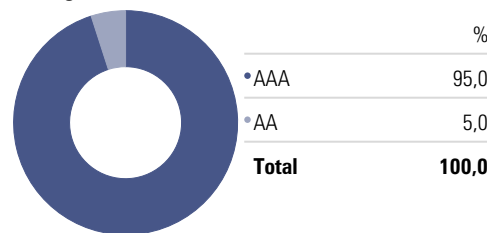
### Sektorer



### Största innehav

Innehav	Vikt %
Skandiabanken AB 4.47%	6,4
Realkredit Danmark A/S 4.41%	6,2
DnB Boligkreditt AS 3.93%	5,6
Landshypotek Bank AB (publ) 4.46%	5,0
Landshypotek Bank AB (publ) 4.04%	4,9
African Development Bank 2.88%	4,3
Sparebanken Vest Boligkreditt AS 4.5%	4,3
Skandiabanken AB 4.16%	4,3
Realkredit Danmark A/S 4.42%	3,6
Nykredit Realkredit A/S 4.47%	3,3

### Rating



### Riskindikatorer

Time Period: 2022-10-01 to 2024-09-30

	Fond	Index
Std Dev	0,6	0,3
Excess Return	0,9	0,0
Information Ratio (arith)	1,79	—
Sharpe Ratio	1,87	1,42
Tracking Error	0,5	0,0
Alpha	0,76	0,00
Beta	2,04	1,00
R2	7,6	100,0

### Riskmått

Duration	0,58
Modified duration, %	0,56
Modified duration credits, %	0,47
Yield to maturity, %	3,65
Average time to maturity	2,61

### Hållbarhetsrating



### Koldioxidrisker

Portfolio Date: 2024-07-31

### No Designation

Morningstar carbon metrics are asset-weighted portfolio calculations based on Sustainalytics' company Carbon Risk Rating. To receive the Morningstar® Low Carbon Designation™, a fund must have a 12-month average Portfolio Carbon Risk Score below 10 and a 12-month average Fossil Fuel Involvement of less than 7% of assets. This signal helps investors easily identify funds that are well-positioned to transition to a low-carbon economy.

# Månadsrapport

## AMF Räntefond Lång



As of 2024-09-30

Fondandelar kan både öka och minska i värde. Det är inte säkert att du får tillbaka hela det insatta kapitalet.

### Översikt

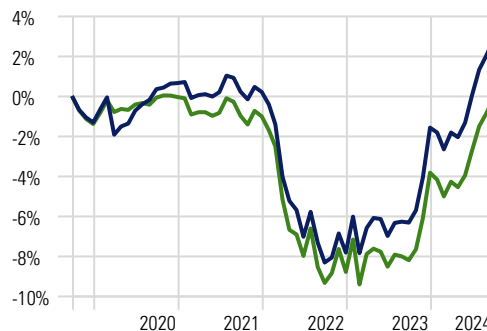
Morningstar Rating 3 Yr	★★★★
Morningstar Rating Overall	★★★★★
Inception Date	1998-12-30
Fund Size (Mil)	12 431,5
NAV	155,20
Cash %	2,3
Management Fee	0,10
Manager Name	Johan Moeschlin, Charlotte Sillén

### Kalenderavkastning %

	YTD	2023	2022	2021	2020	2019
Räntefond-Lång	4,4	6,8	-8,0	-0,4	2,0	1,7
Handelsbanken Markets Combined Sweden All Bonds	3,8	5,5	-7,9	-1,0	1,4	1,2

### Utveckling

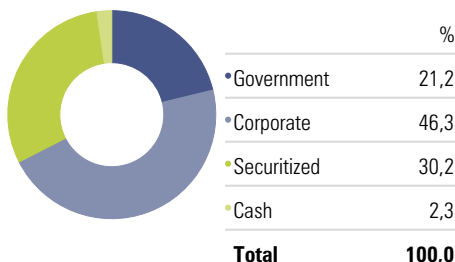
Time Period: 2019-10-01 to 2024-09-30



### Rullande avkastning, Årsbasis %

	1 month	3 months	1 Year	5 Years	10 Years
Räntefond-Lång	0,8	2,8	9,8	0,6	1,3
Handelsbanken Markets Combined Sweden All Bonds	0,7	2,7	8,8	0,0	0,9

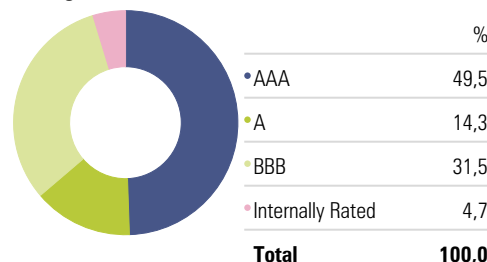
### Sektorer



### Största innehav

Innehav	Vikt %
Sweden (Kingdom Of) 0.75%	7,5
Nordea Hypotek AB 1%	4,8
Skandinaviska Enskilda Banken AB (publ) 3%	4,7
Skandinaviska Enskilda Banken AB (publ) 0.5%	3,9
Swedbank Mortgage AB (publ) 3%	3,4
Swedish Covered Bond Corporation 2%	2,8
Sweden (Kingdom Of) 3.5%	2,2
Sweden (Kingdom Of) 1%	2,2
Sweden (Kingdom Of) 0.13%	2,1
Lansforsakringar Hypotek AB 0.5%	2,0

### Rating



### Riskindikatorer

Time Period: 2022-10-01 to 2024-09-30

	Fond	Index
Std Dev	3,6	3,8
Excess Return	0,9	0,0
Information Ratio (arith)	1,73	—
Sharpe Ratio	0,73	0,46
Tracking Error	0,5	0,0
Alpha	0,99	0,00
Beta	0,94	1,00
R2	98,1	100,0

### Riskmått

Duration	3,88
Modified duration, %	3,76
Modified duration credits, %	2,03
Yield to maturity, %	3,10
Average time to maturity	3,67

### Hållbarhetsrating



### Koldioxidrisker

Portfolio Date: 2024-07-31

### No Designation

Morningstar carbon metrics are asset-weighted portfolio calculations based on Sustainalytics' company Carbon Risk Rating. To receive the Morningstar® Low Carbon Designation™, a fund must have a 12-month average Portfolio Carbon Risk Score below 10 and a 12-month average Fossil Fuel Involvement of less than 7% of assets. This signal helps investors easily identify funds that are well-positioned to transition to a low-carbon economy.

# Månadsrapport

## AMF Räntefond Mix



As of 2024-09-30

Fondandelar kan både öka och minska i värde. Det är inte säkert att du får tillbaka hela det insatta kapitalet.

### Översikt

Morningstar Rating 3 Yr	—
Morningstar Rating Overall	—
Inception Date	2012-01-18
Fund Size (Mil)	4 676,0
NAV	115,93
Cash %	9,2
Management Fee	0,10
Manager Name	Johan Moeschlin, Charlotte Sillén

### Kalenderavkastning %

	YTD	2023	2022	2021	2020	2019
Räntefond-Mix	2,6	4,3	-8,9	-1,8	2,7	1,7
Index Räntefond-Mix	2,1	3,7	-9,6	-1,9	2,4	1,4

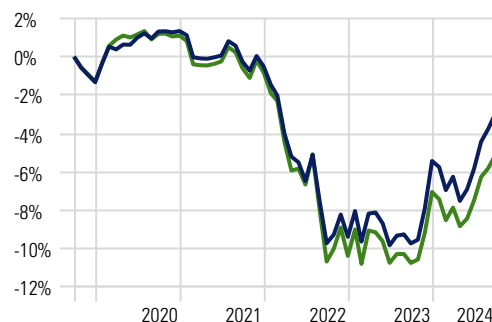
Indexet består av Handelsb. Markets Sweden All Government Bonds 1-10 år 25%, JPM Germany Government index 1-10 år 25%, JPM UK Government index 1-10 år 25%, JPM US Treasury index 1-10 år 25%, hedgat till SEK

### Rullande avkastning, Årsbasis %

	1 month	3 months	1 Year	5 Years	10 Years
Räntefond-Mix	0,8	3,0	7,5	-0,6	0,5
Index Räntefond-Mix	0,7	2,6	6,3	-1,0	0,2

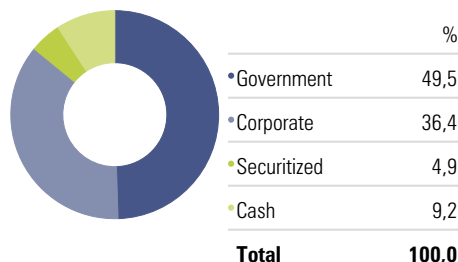
### Utveckling

Time Period: 2019-10-01 to 2024-09-30



Räntefond-Mix -3,0% Index Räntefond-Mix -5,1%

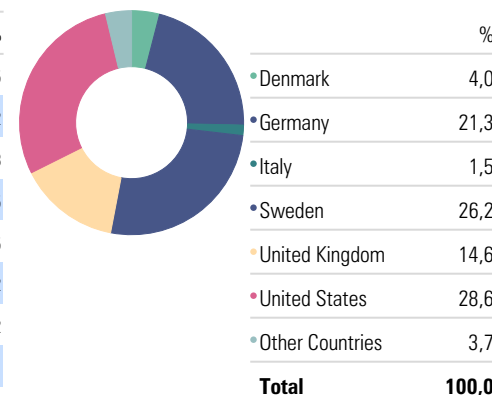
### Sektorer



### Största innehav

Innehav	Vikt %
Sweden (Kingdom Of) 0.75%	3,5
Fastighets AB Balder 4.84%	3,2
United Kingdom of Great Britain and Northern Ireland 0.5%	2,8
Germany (Federal Republic Of) 0%	2,5
United Kingdom of Great Britain and Northern Ireland 1.5%	2,5
United States Treasury Notes 2.25%	2,2
Jyske Bank AS 5.49%	2,2
United Kingdom of Great Britain and Northern Ireland 0.38%	2,1
European Investment Bank 1.5%	2,1
European Bank For Reconstruction & Development 0.88%	2,0

### Länder



### Riskindikatorer

Time Period: 2022-10-01 to 2024-09-30

	Fond	Index
Std Dev	4,0	4,0
Excess Return	0,6	0,0
Information Ratio (arith)	0,94	—
Sharpe Ratio	0,13	-0,02
Tracking Error	0,6	0,0
Alpha	0,59	0,00
Beta	0,99	1,00
R2	97,4	100,0

### Riskmått

Duration	4,13
Modified Duration, %	4,01
Modified duration credits, %	1,23
Yield to maturity, %	3,18
Average time to maturity	3,21

### Hållbarhetsrating



### Koldioxidrisker

Portfolio Date: 2023-11-30

Low Carbon Designation



Morningstar carbon metrics are asset-weighted portfolio calculations based on Sustainalytics' company Carbon Risk Rating. To receive the Morningstar® Low Carbon Designation™, a fund must have a 12-month average Portfolio Carbon Risk Score below 10 and a 12-month average Fossil Fuel Involvement of less than 7% of assets. This signal helps investors easily identify funds that are well-positioned to transition to a low-carbon economy.

# Månadsrapport

## AMF Strategifond Global



As of 2024-09-30

Fondandelar kan både öka och minska i värde. Det är inte säkert att du får tillbaka hela det insatta kapitalet.

### Översikt

Morningstar Rating 3 Yr	—
Morningstar Rating Overall	—
Inception Date	2022-07-01
Fund Size (Mil)	441,8
NAV	139,26
Cash %	-4,2
Management Fee	0,40
Manager Name	Magnus Jonasson, Hasan Beslija

### Kalenderavkastning %

	YTD	2023	2022	2021	2020
Strategifond Global	15,9	19,7	—	—	—
MSCI ACWI NR (omräkn.sek)	19,4	18,2	—	—	—

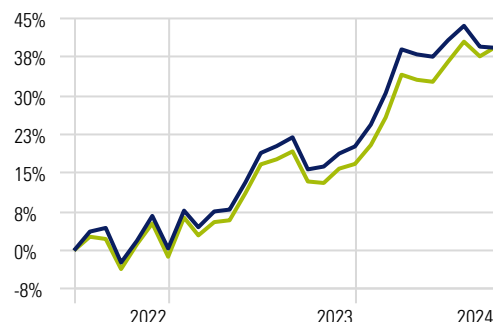
Jämförelseindex fr.o.m. 2022-11-01, tidigare MSCI ACWI ESG Leaders NR (omräkn. sek).

### Rullande avkastning, Årsbasis %

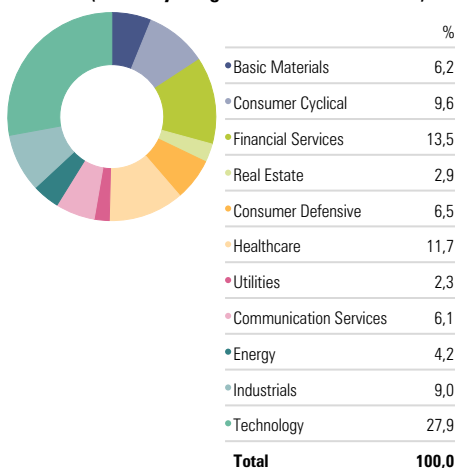
	1 month	3 months	1 Year	3 Years	5 Years
Strategifond Global	-0,2	-1,1	20,3	—	—
MSCI ACWI NR (omräkn.sek)	1,3	2,0	22,9	—	—

### Utveckling

Time Period: 2022-06-30 to 2024-09-30



### Sektorer (Genomlysning AMF Aktiefond Global)

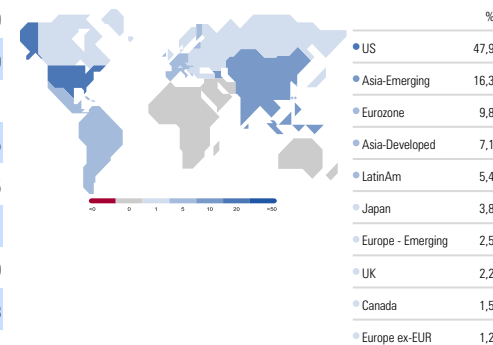


### Största innehav (Genomlysning AMF Aktiefond Global)

Company	Sektor	Vikt %
Microsoft Corp	Technology	7,9
NVIDIA Corp	Technology	5,9
Visa Inc Class A	Financial Services	4,1
Apple Inc	Technology	3,5
Parker Hannifin Corp	Industrials	3,5
Salesforce Inc	Technology	3,1
Procter & Gamble Co	Consumer Defensive	3,0
Bank of America Corp	Financial Services	2,8
Linde PLC	Basic Materials	2,8
Amazon.com Inc	Consumer Cyclical	2,8

### Intäkter Region (Genomlysning AMF Aktiefond Global)

Portfolio Date: 2024-08-31

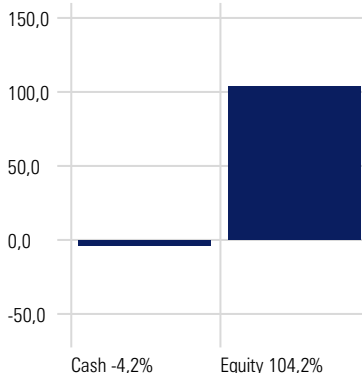


### Riskindikatorer

Time Period: 2022-10-01 to 2024-09-30

	Fond	Index
Std Dev	11,9	11,9
Excess Return	-0,8	0,0
Information Ratio (arith)	-0,45	—
Sharpe Ratio	1,29	1,35
Tracking Error	1,8	0,0
Alpha	-0,50	0,00
Beta	0,99	1,00
R2	97,6	100,0

### Allokering



### Hållbarhetsrating



### Koldioxidrisker

Portfolio Date: 2024-07-31

#### No Designation

Morningstar carbon metrics are asset-weighted portfolio calculations based on Sustainalytics' company Carbon Risk Rating. To receive the Morningstar® Low Carbon Designation™, a fund must have a 12-month average Portfolio Carbon Risk Score below 10 and a 12-month average Fossil Fuel Involvement of less than 7% of assets. This signal helps investors easily identify funds that are well-positioned to transition to a low-carbon economy.

# Månadsrapport

As of 2024-09-30



## DEFINITIONER

**Std Dev** (volatilitet) Std Dev är ett riskmått, som avser spridning kring förväntad avkastning. Ett stort spridningsmått innebär hög risk och vice versa. Till exempel innebär 10% volatilitet att avkastningen med två tredjedels sannolikhet kommer att hamna inom 10% från den förväntade avkastningen.

**Excess Return** Avser den värdeökning alternativt värdeminskning som uppstått under perioden utöver jämförelseindex omräknat till årsbasis.

**Information Ratio** Information Ratio ställer en fonds uppnådda avkastning (utöver jämförelseindex) i relation till den aktiva risken. Måttet anger hur mycket extra avkastning som uppnåtts jämfört med hur mycket extra risk som tagits.

**Sharpe Ratio** Ställer avkastning i relation till den totala risken. Anger hur mycket avkastning, nedjusterad med den riskfria räntan, som uppnåtts i relation till hur mycket risk som tagits.

**Tracking Error** Mäter storleken på avvikelser mellan en fonds och dess jämförelseindex avkastning. Ett högt tracking error indikerar att förvaltningen avvikit mycket från den övriga marknaden, index. Till exempel innebär 5% tracking error att fondens avkastning, två år av tre, kommer att hamna inom ett intervall om 5% från dess jämförelseindex avkastning.

**Alpha** Beskriver den uppnådda över- eller underavkastning i förhållande till jämförelseindex med justering av beta, det vill säga med hänsyn till hur stor marknadsrisk som tagits. Om alfa är positivt har fonden överavkastat i förhållande till den marknadsrisk som tagits.

**Beta** Beta anger sambandet mellan en fonds avkastning och dess marknads avkastning. Om  $\beta = 1$  tenderar fondens avkastning att uppföra sig som marknads avkastning.  $\beta < 1$  innebär att marknads svängningar försvagas och  $\beta > 1$  betyder att marknads svängningar förstärks.

**R2** R2 anger hur starkt sambandet är mellan en fond och dess index.

**Duration** Duration är en räntefonds genomsnittliga återbetalningstid, vägd med kassaströmmarnas nuvärde.

**Modified duration** Anger hur känsligt räntefondens värde är för förändringar i räntenivån, det vill säga med hur många procent fondens värde ändras när räntenivån sjunker eller stiger med en procentenhet.

**Modified duration credits** Modifierad duration på alla innehav exklusive sådana utgivna av stater.

**Yield to maturity** Förväntad avkastning vid oförändrad räntenivå.

**Average time to maturity** En sammanvägning av alla innehavs löptid till slutligt förfall.