

Månadsrapport

AMF Aktiefond Asien Stilla havet



As of 2024-07-31

Fondandelar kan både öka och minska i värde. Det är inte säkert att du får tillbaka hela det insatta kapitalet.

Översikt

Morningstar Rating 3 Yr	★★★
Morningstar Rating Overall	★★★★
Inception Date	2008-09-25
Fund Size (Mil)	2 009,7
NAV	330,93
Cash %	1,5
Management Fee	0,40
Manager Name	Henrik Oh, Martin Sivmark

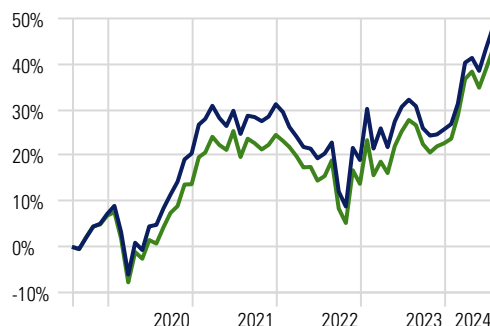
Kalenderavkastning %

	YTD	2023	2022	2021	2020	2019
Aktiefond-Asien Stilla havet	17,8	5,6	-9,3	8,9	12,3	28,3
MSCI AC Asia Pacific NR (omräkn.sek)	16,9	7,8	-8,6	9,5	6,4	28,5

Jämförelseindex fr.o.m. 2022-11-01, tidigare MSCI AC Asia Pacific ESG Leaders NR (omräkn. sek).

Utveckling

Time Period: 2019-08-01 to 2024-07-31

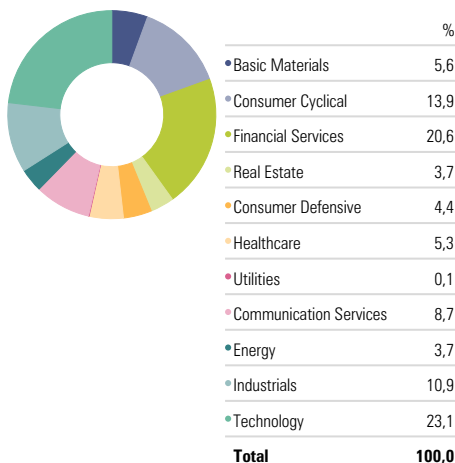


Aktiefond-Asien Stilla havet 48,1% MSCI AC Asia Pacific NR (omräkn.sek) 43,4%

Rullande avkastning, Årsbasis %

	1 month	3 months	1 Year	5 Years	10 Years
Aktiefond-Asien Stilla havet	3,3	4,8	12,1	8,2	9,2
MSCI AC Asia Pacific NR (omräkn.sek)	3,2	3,7	12,2	7,5	9,2

Sektorer

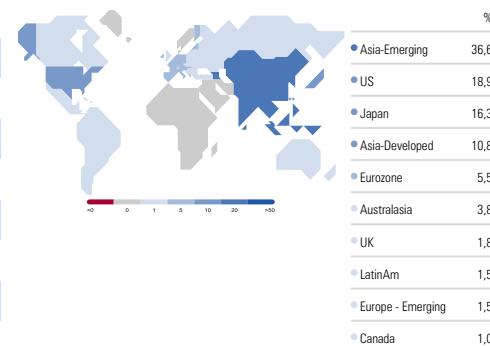


Största innehav

Company	Sector	Vikt %
Taiwan Semiconductor Manufacturing Co Ltd	Technology	7,4
Tencent Holdings Ltd	Communication Services	4,9
Sumitomo Mitsui Financial Group Inc	Financial Services	4,5
Shin-Etsu Chemical Co Ltd	Basic Materials	4,0
CSL Ltd	Healthcare	3,7
Pan Pacific International Holdings Corp	Consumer Defensive	3,1
Komatsu Ltd	Industrials	3,1
Goodman Group	Real Estate	3,0
Reliance Industries Ltd	Energy	2,9
East Japan Railway Co	Industrials	2,7

Intäkter exponering, Region

Portfolio Date: 2024-07-31

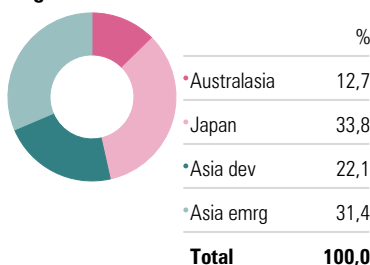


Riskindikatorer

Time Period: 2022-08-01 to 2024-07-31

	Fond	Index
Std Dev	16,1	15,4
Excess Return	-0,5	0,0
Information Ratio (arith)	-0,23	—
Sharpe Ratio	0,54	0,59
Tracking Error	2,2	0,0
Alpha	-0,72	0,00
Beta	1,04	1,00
R2	98,4	100,0

Regioner



Hållbarhetsrating



Koldioxidrisker

Portfolio Date: 2024-05-31

Low Carbon Designation



Morningstar carbon metrics are asset-weighted portfolio calculations based on Sustainalytics' company Carbon Risk Rating. To receive the Morningstar® Low Carbon Designation™, a fund must have a 12-month average Portfolio Carbon Risk Score below 10 and a 12-month average Fossil Fuel Involvement of less than 7% of assets. This signal helps investors easily identify funds that are well-positioned to transition to a low-carbon economy.

Månadsrapport

AMF Aktiefond Europa



As of 2024-07-31

Fondandelar kan både öka och minska i värde. Det är inte säkert att du får tillbaka hela det insatta kapitalet.

Översikt

Morningstar Rating 3 Yr	★★★★
Morningstar Rating Overall	★★★★
Inception Date	1999-04-30
Fund Size (Mil)	8 749,2
NAV	363,77
Cash %	0,6
Management Fee	0,40
Manager Name	Rickard Alte, Martin Sivmark

Kalenderavkastning %

	YTD	2023	2022	2021	2020	2019
Aktiefond-Europa	15,3	15,4	-4,0	23,1	1,1	29,6
MSCI AC Europe NR (omräkn.sek)	15,1	16,1	-7,4	28,2	-4,8	32,5

Jämförelseindex fr.o.m. 2022-11-01, tidigare MSCI AC Europe ESG Leaders NR (omräkn. sek).

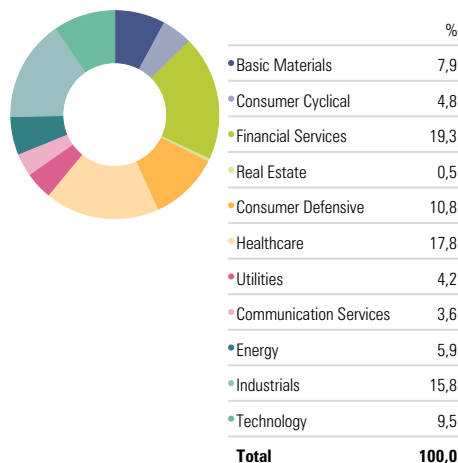
Utveckling

Time Period: 2019-08-01 to 2024-07-31



Aktiefond-Europa 68,5% MSCI AC Europe NR (omräkn.sek) 63,8%

Sektorer

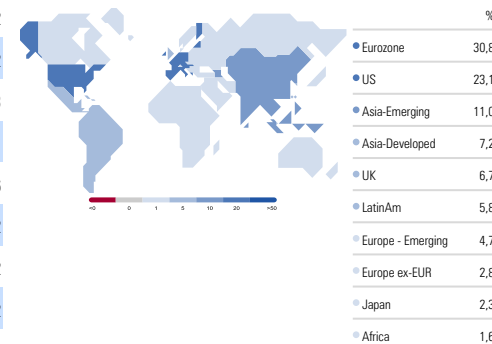


Största innehav

Company	Sector	Vikt %
AstraZeneca PLC	Healthcare	6,2
Novo Nordisk A/S Class B	Healthcare	6,2
TotalEnergies SE	Energy	5,3
ASML Holding NV	Technology	5,1
Siemens AG	Industrials	4,6
SAP SE	Technology	4,2
ING Groep NV	Financial Services	4,2
Anheuser-Busch InBev SA/NV	Consumer Defensive	4,2
Air Liquide SA	Basic Materials	3,9
DHL Group	Industrials	3,9

Intäkter exponering, Region

Portfolio Date: 2024-07-31

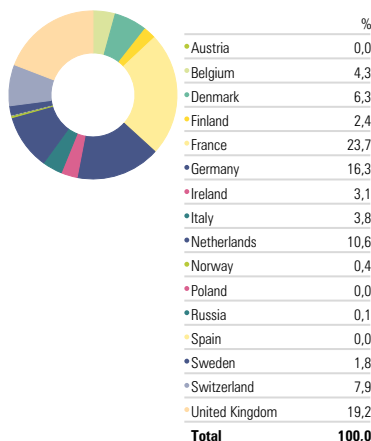


Riskindikatorer

Time Period: 2022-08-01 to 2024-07-31

	Fond	Index
Std Dev	13,2	12,8
Excess Return	0,7	0,0
Information Ratio (arith)	0,38	—
Sharpe Ratio	1,10	1,08
Tracking Error	1,8	0,0
Alpha	0,37	0,00
Beta	1,02	1,00
R2	98,2	100,0

Länder



Hållbarhetsrating



Koldioxidrisker

Portfolio Date: 2024-06-30

No Designation

Morningstar carbon metrics are asset-weighted portfolio calculations based on Sustainalytics' company Carbon Risk Rating. To receive the Morningstar® Low Carbon Designation™, a fund must have a 12-month average Portfolio Carbon Risk Score below 10 and a 12-month average Fossil Fuel Involvement of less than 7% of assets. This signal helps investors easily identify funds that are well-positioned to transition to a low-carbon economy.

Månadsrapport

AMF Aktiefond Global



As of 2024-07-31

Fondandelar kan både öka och minska i värde. Det är inte säkert att du får tillbaka hela det insatta kapitalet.

Översikt

Morningstar Rating 3 Yr	★★★★
Morningstar Rating Overall	★★★★★
Inception Date	2001-11-15
Fund Size (Mil)	41 296,2
NAV	393,06
Cash %	1,1
Management Fee	0,40
Manager Name	Henrik Oh, Martin Sivmark

Kalenderavkastning %

	YTD	2023	2022	2021	2020	2019
Aktiefond-Global	19,6	20,7	-7,3	33,3	5,2	34,7
MSCI ACWI NR (omräkn.sek)	20,3	18,2	-8,8	33,2	1,8	34,3

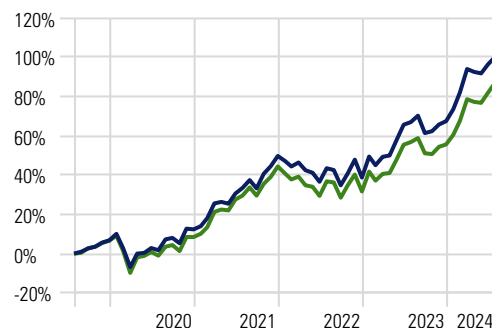
Jämförelseindex fr.o.m. 2022-11-01, tidigare MSCI ACWI ESG Leaders NR (omräkn. sek).

Rullande avkastning, Årsbasis %

	1 month	3 months	1 Year	5 Years	10 Years
Aktiefond-Global	1,9	4,0	19,9	14,9	14,4
MSCI ACWI NR (omräkn.sek)	2,8	5,6	19,4	13,4	13,6

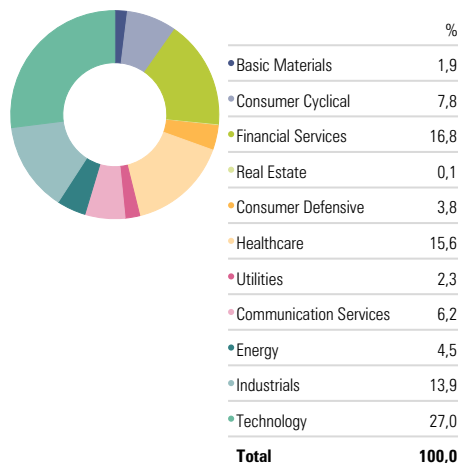
Utveckling

Time Period: 2019-08-01 to 2024-07-31



Aktiefond-Global 100,3% MSCI ACWI NR (omräkn.sek) 87,2%

Sektorer

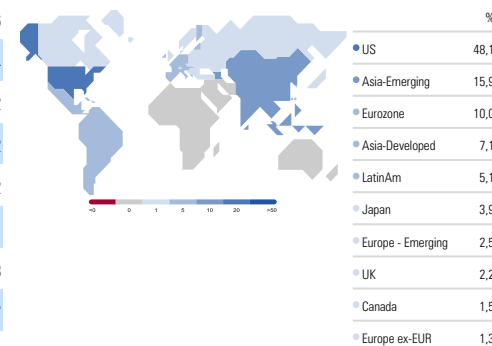


Största innehav

Company	Sector	Vikt %
Microsoft Corp	Technology	7,6
NVIDIA Corp	Technology	5,4
Alphabet Inc Class C	Communication Services	5,2
Visa Inc Class A	Financial Services	4,2
Bank of America Corp	Financial Services	4,2
The Goldman Sachs Group Inc	Financial Services	4,1
AstraZeneca PLC	Healthcare	3,8
Waste Management Inc	Industrials	3,7
Parker Hannifin Corp	Industrials	3,7
Apple Inc	Technology	3,4

Intäkter exponering, Region

Portfolio Date: 2024-07-31

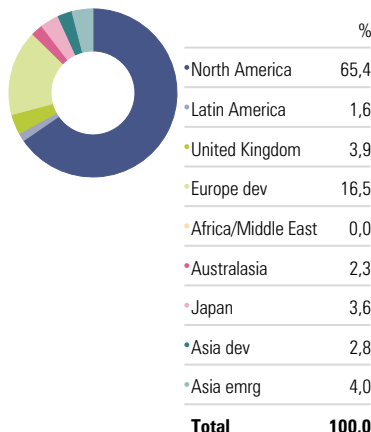


Riskindikatorer

Time Period: 2022-08-01 to 2024-07-31

	Fond	Index
Std Dev	12,9	12,8
Excess Return	1,2	0,0
Information Ratio (arith)	0,77	—
Sharpe Ratio	1,14	1,07
Tracking Error	1,5	0,0
Alpha	1,01	0,00
Beta	1,00	1,00
R2	98,6	100,0

Regioner



Hållbarhetsrating



Koldioxidrisker

Portfolio Date: 2024-05-31

No Designation

Morningstar carbon metrics are asset-weighted portfolio calculations based on Sustainalytics' company Carbon Risk Rating. To receive the Morningstar® Low Carbon Designation™, a fund must have a 12-month average Portfolio Carbon Risk Score below 10 and a 12-month average Fossil Fuel Involvement of less than 7% of assets. This signal helps investors easily identify funds that are well-positioned to transition to a low-carbon economy.

Månadsrapport

AMF Aktiefond Nordamerika



As of 2024-07-31

Fondandelar kan både öka och minska i värde. Det är inte säkert att du får tillbaka hela det insatta kapitalet.

Översikt

Morningstar Rating 3 Yr	★★★★★
Morningstar Rating Overall	★★★★★
Inception Date	2007-09-24
Fund Size (Mil)	11 266,3
NAV	697,04
Cash %	0,9
Management Fee	0,40
Manager Name	Henril Oh, Martin Sivmark

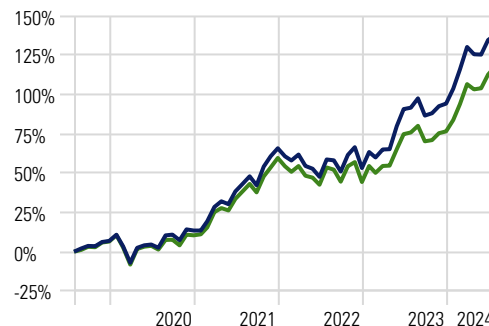
Kalenderavkastning %

	YTD	2023	2022	2021	2020	2019
Aktiefond-Nordamerika	22,5	26,8	-7,6	46,2	6,2	39,0
MSCI USA NR (omräkn.sek)	23,4	22,3	-9,6	44,6	3,7	38,2

Jämförelseindex fr.o.m. 2022-11-01, tidigare MSCI USA ESG Leaders NR (omräkn. sek).

Utveckling

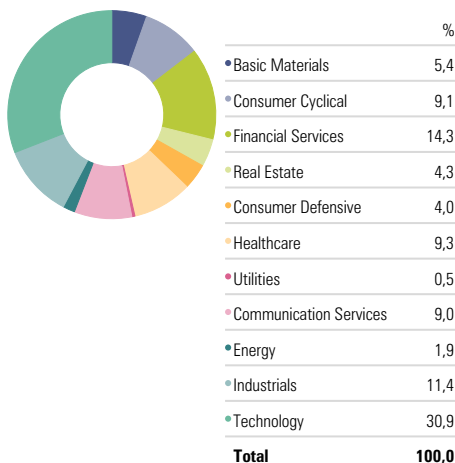
Time Period: 2019-08-01 to 2024-07-31



Rullande avkastning, Årsbasis %

	1 month	3 months	1 Year	5 Years	10 Years
Aktiefond-Nordamerika	1,4	5,5	24,2	18,9	18,6
MSCI USA NR (omräkn.sek)	2,4	7,2	23,9	16,9	17,5

Sektorer

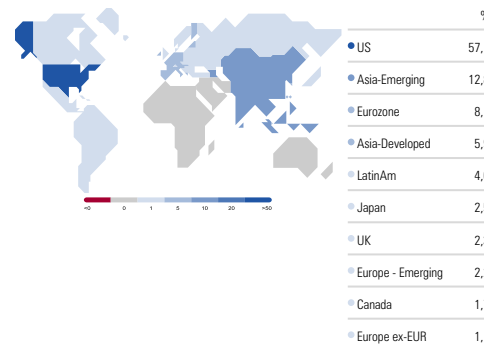


Största innehav

Company	Sector	Vikt %
Microsoft Corp	Technology	8,9
NVIDIA Corp	Technology	7,6
Alphabet Inc Class C	Communication Services	6,3
Apple Inc	Technology	6,1
Visa Inc Class A	Financial Services	4,9
The Goldman Sachs Group Inc	Financial Services	4,6
Bank of America Corp	Financial Services	4,4
Waste Management Inc	Industrials	4,0
Prologis Inc	Real Estate	3,9
Parker Hannifin Corp	Industrials	3,9

Intäkter exponering, Region

Portfolio Date: 2024-07-31



Riskindikatorer

Time Period: 2022-08-01 to 2024-07-31

	Fond	Index
Std Dev	14,7	14,2
Excess Return	3,3	0,0
Information Ratio (arith)	1,50	—
Sharpe Ratio	1,27	1,11
Tracking Error	2,2	0,0
Alpha	2,53	0,00
Beta	1,02	1,00
R2	97,7	100,0

Hållbarhetsrating



Koldioxidrisker

Portfolio Date: 2024-06-30

Low Carbon Designation



Morningstar carbon metrics are asset-weighted portfolio calculations based on Sustainalytics' company Carbon Risk Rating. To receive the Morningstar® Low Carbon Designation™, a fund must have a 12-month average Portfolio Carbon Risk Score below 10 and a 12-month average Fossil Fuel Involvement of less than 7% of assets. This signal helps investors easily identify funds that are well-positioned to transition to a low-carbon economy.

Månadsrapport

AMF Aktiefond Småbolag



As of 2024-07-31

Fondandelar kan både öka och minska i värde. Det är inte säkert att du får tillbaka hela det insatta kapitalet.

Översikt

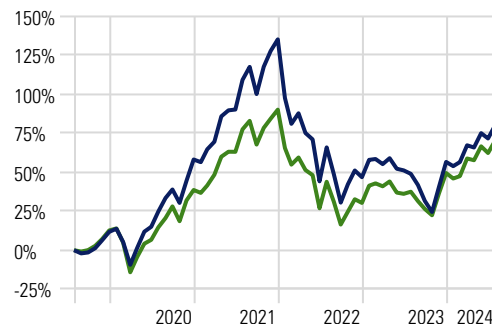
Morningstar Rating 3 Yr	★
Morningstar Rating Overall	★★
Inception Date	2004-05-17
Fund Size (Mil)	18 935,2
NAV	1 331,52
Cash %	2,3
Management Fee	0,40
Manager Name	Sophie Larsén, Angelica Hanson

Kalenderavkastning %

	YTD	2023	2022	2021	2020	2019
Aktiefond-Småbolag	15,1	6,7	-37,6	48,7	41,5	42,2
Carnegie Small Cap Return Sweden	13,9	14,7	-31,4	37,1	23,0	43,2

Utveckling

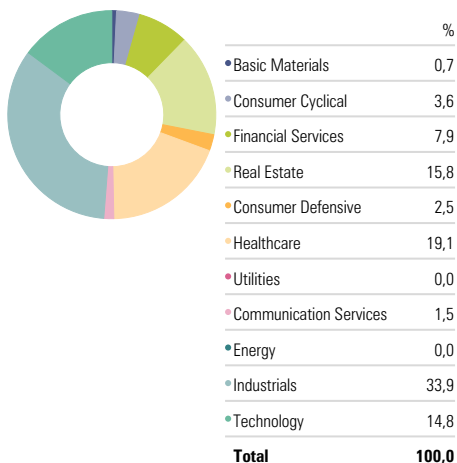
Time Period: 2019-08-01 to 2024-07-31



Rullande avkastning, Årsbasis %

	1 month	3 months	1 Year	5 Years	10 Years
Aktiefond-Småbolag	5,0	8,6	20,9	12,5	14,3
Carnegie Small Cap Return Sweden	4,9	8,0	23,8	11,2	13,8

Sektorer

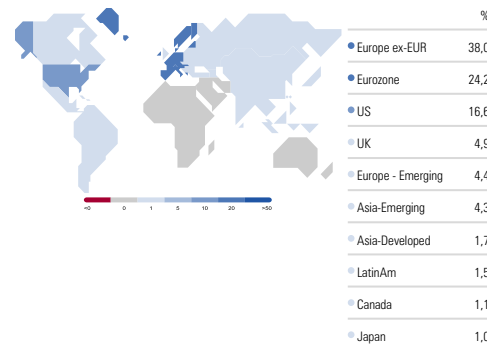


Största innehav

	Sector	Vikt %
Addtech AB Class B	Industrials	4,4
Beijer Ref AB Class B	Industrials	4,1
Sweco AB Class B	Industrials	4,0
Fastighets AB Balder Class B	Real Estate	4,0
Trelleborg AB Class B	Industrials	3,8
Nordnet AB (publ) Ordinary Shares	Financial Services	3,3
Sectra AB Class B	Healthcare	3,1
AB Sagax Class B	Real Estate	3,1
Skanska AB Class B	Industrials	2,7
Fortnox AB	Technology	2,4

Intäkter exponering, Region

Portfolio Date: 2024-07-31



Riskindikatorer

Time Period: 2022-08-01 to 2024-07-31

	Fond	Index
Std Dev	22,6	20,2
Excess Return	-4,6	0,0
Information Ratio (arith)	-1,03	—
Sharpe Ratio	0,16	0,37
Tracking Error	4,4	0,0
Alpha	-4,60	0,00
Beta	1,10	1,00
R2	96,9	100,0

Hållbarhetsrating



Koldioxidrisker

Portfolio Date: 2024-05-31

Low Carbon Designation



Morningstar carbon metrics are asset-weighted portfolio calculations based on Sustainalytics' company Carbon Risk Rating. To receive the Morningstar® Low Carbon Designation™, a fund must have a 12-month average Portfolio Carbon Risk Score below 10 and a 12-month average Fossil Fuel Involvement of less than 7% of assets. This signal helps investors easily identify funds that are well-positioned to transition to a low-carbon economy.

Månadsrapport

AMF Aktiefond Sverige



As of 2024-07-31

Fondandelar kan både öka och minska i värde. Det är inte säkert att du får tillbaka hela det insatta kapitalet.

Översikt

Morningstar Rating 3 Yr	★★
Morningstar Rating Overall	★★
Inception Date	1998-12-30
Fund Size (Mil)	47 174,7
NAV	994,67
Cash %	1,6
Management Fee	0,40
Manager Name	Dick Bergqvist, Anders Hansson, Patricia Hedelius

Kalenderavkastning %

	YTD	2023	2022	2021	2020	2019
Aktiefond-Sverige	14,8	17,1	-28,3	40,5	11,7	25,7
SIXPRX	13,7	19,2	-22,8	39,3	14,8	35,0

Utveckling

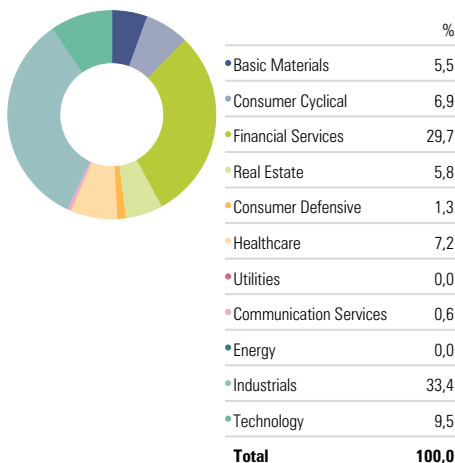
Time Period: 2019-08-01 to 2024-07-31



Rullande avkastning, Årsbasis %

	1 month	3 months	1 Year	5 Years	10 Years
Aktiefond-Sverige	3,6	6,5	23,5	10,2	9,5
SIXPRX	2,8	5,1	22,2	13,3	11,4

Sektorer

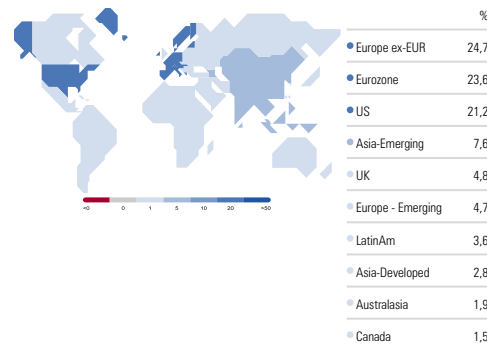


Största innehav

	Sector	Vikt %
Investor AB Class A	Financial Services	9,9
Volvo AB Class B	Industrials	8,3
Skandinaviska Enskilda Banken AB Class A	Financial Services	7,9
Atlas Copco AB Class B	Industrials	6,8
Indutrade AB	Industrials	3,9
Epiroc AB Share B	Industrials	3,8
Hennes & Mauritz AB Class B	Consumer Cyclical	3,3
Hexagon AB Class B	Technology	3,3
Svenska Cellulosa AB Class B	Basic Materials	2,9
Telefonaktiebolaget L M Ericsson Class B	Technology	2,8

Intäkter exponering, Region

Portfolio Date: 2024-07-31



Riskindikatorer

Time Period: 2022-08-01 to 2024-07-31

	Fond	Index
Std Dev	17,5	16,4
Excess Return	-2,2	0,0
Information Ratio (arith)	-0,97	—
Sharpe Ratio	0,55	0,70
Tracking Error	2,3	0,0
Alpha	-2,46	0,00
Beta	1,06	1,00
R2	98,6	100,0

Hållbarhetsrating



Koldioxidrisker

Portfolio Date: 2024-06-30

Low Carbon Designation



Morningstar carbon metrics are asset-weighted portfolio calculations based on Sustainalytics' company Carbon Risk Rating. To receive the Morningstar® Low Carbon Designation™, a fund must have a 12-month average Portfolio Carbon Risk Score below 10 and a 12-month average Fossil Fuel Involvement of less than 7% of assets. This signal helps investors easily identify funds that are well-positioned to transition to a low-carbon economy.

Månadsrapport

AMF Aktiefond Tillväxtmarknader



As of 2024-07-31

Fondandelar kan både öka och minska i värde. Det är inte säkert att du får tillbaka hela det insatta kapitalet.

Översikt

Morningstar Rating 3 Yr	★★★
Morningstar Rating Overall	★★★
Inception Date	2019-12-11
Fund Size (Mil)	1 925,7
NAV	122,27
Cash %	1,2
Management Fee	0,40
Manager Name	Henrik Oh, Martin Sivmark

Kalenderavkastning %

	YTD	2023	2022	2021	2020	2019
Aktiefond-Tillväxtmarknader	13,4	1,4	-11,5	6,7	7,9	—
MSCI Emerging Markets NR (omräkn.sek)	14,6	6,2	-13,1	8,0	5,4	—

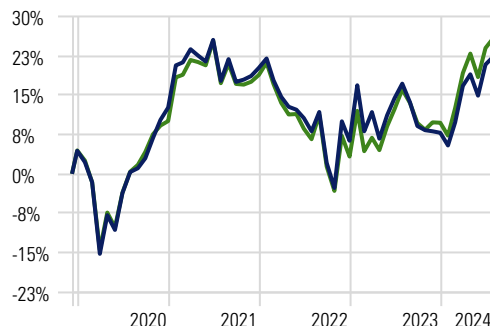
Jämförelseindex fr.o.m. 2022-11-01, tidigare MSCI EM ESG Leaders NR (omräkn. sek).

Rullande avkastning, Årsbasis %

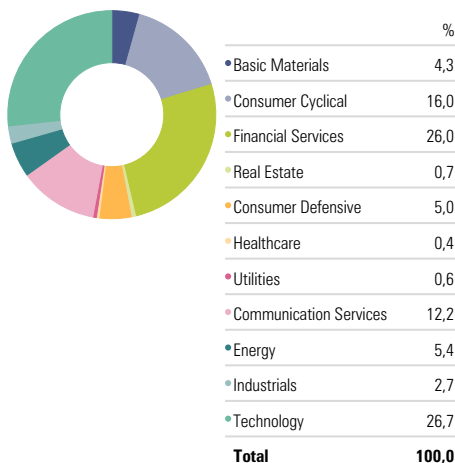
	1 month	3 months	1 Year	3 Years	5 Years
Aktiefond-Tillväxtmarknader	1,2	2,8	4,4	1,3	—
MSCI Emerging Markets NR (omräkn.sek)	1,5	2,4	8,4	2,4	—

Utveckling

Time Period: 2019-12-11 to 2024-07-31



Sektorer

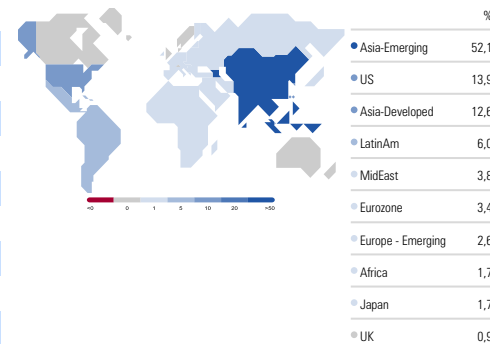


Största innehav

Company	Sector	Wt %
Taiwan Semiconductor Manufacturing Co Ltd	Technology	7,6
Tencent Holdings Ltd	Communication Services	6,4
Reliance Industries Ltd	Energy	4,4
Samsung Electronics Co Ltd	Technology	3,9
Alibaba Group Holding Ltd Ordinary Shares	Consumer Cyclical	3,7
SK Hynix Inc	Technology	3,3
PT Bank Central Asia Tbk	Financial Services	3,2
KB Financial Group Inc	Financial Services	3,1
MediaTek Inc	Technology	2,9
Klabın SA Ctf de Deposito de Acoes Cons of 1 Sh * 4 Pfd Shs	Basic Materials	2,3

Intäkter exponering, Region

Portfolio Date: 2024-07-31

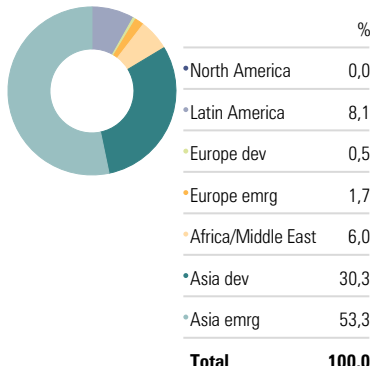


Riskindikatorer

Time Period: 2022-08-01 to 2024-07-31

	Fond	Index
Std Dev	18,1	16,6
Excess Return	-2,3	0,0
Information Ratio (arith)	-0,69	—
Sharpe Ratio	0,27	0,40
Tracking Error	3,3	0,0
Alpha	-2,41	0,00
Beta	1,07	1,00
R2	97,1	100,0

Regioner



Hållbarhetsrating



Koldioxidrisker

Portfolio Date:

No Designation

Morningstar carbon metrics are asset-weighted portfolio calculations based on Sustainalytics' company Carbon Risk Rating. To receive the Morningstar® Low Carbon Designation™, a fund must have a 12-month average Portfolio Carbon Risk Score below 10 and a 12-month average Fossil Fuel Involvement of less than 7% of assets. This signal helps investors easily identify funds that are well-positioned to transition to a low-carbon economy.

Månadsrapport

AMF Aktiefond Världen



As of 2024-07-31

Fondandelar kan både öka och minska i värde. Det är inte säkert att du får tillbaka hela det insatta kapitalet.

Översikt

Morningstar Rating 3 Yr	★★
Morningstar Rating Overall	★★★
Inception Date	1998-12-30
Fund Size (Mil)	56 527,8
NAV	745,51
Cash %	0,4
Management Fee	0,40
Manager Name	Henrik Oh, Anders Hansson

Kalenderavkastning %

	YTD	2023	2022	2021	2020	2019
Aktiefond-Världen	17,0	19,0	-19,4	37,3	8,0	28,3
SIXRX 50%, MSCI ACWI NR (omräkn.sek) 50%	17,0	19,1	-17,2	37,0	9,6	34,8

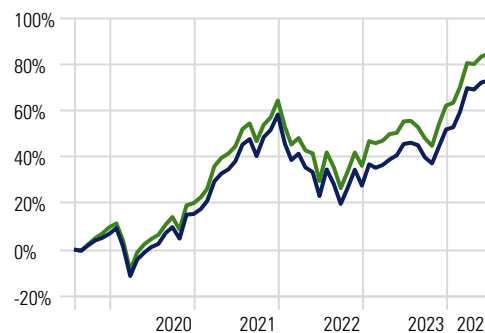
Jämförelseindex fr.o.m. 2024-01-01, tidigare SIXRX 60%, MSCI ACWI NR (omräkn. Sek) 40%.

Rullande avkastning, Årsbasis %

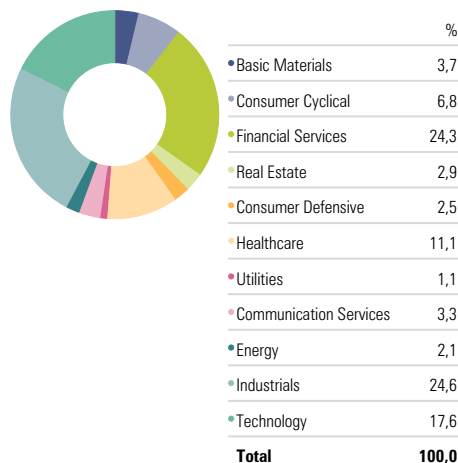
	1 month	3 months	1 Year	5 Years	10 Years
Aktiefond-Världen	2,7	5,1	21,6	12,2	11,5
SIXRX 50%, MSCI ACWI NR (omräkn.sek) 50%	2,8	5,4	22,0	13,7	12,5

Utveckling

Time Period: 2019-08-01 to 2024-07-31



Sektorer

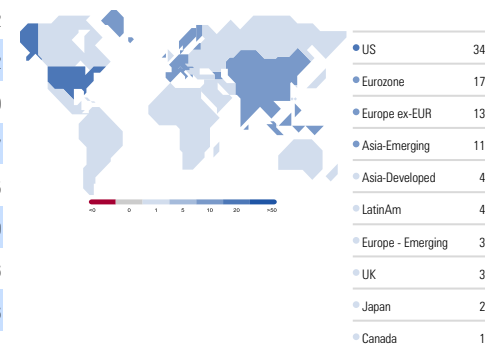


Största innehav

Innehav	Sektor	Vikt %
Investor AB Class A	Financial Services	5,2
Volvo AB Class B	Industrials	4,2
Skandinaviska Enskilda Banken AB Class A	Financial Services	4,0
Microsoft Corp	Technology	3,7
Atlas Copco AB Class B	Industrials	3,5
AstraZeneca PLC	Healthcare	2,9
NVIDIA Corp	Technology	2,6
Alphabet Inc Class C	Communication Services	2,6
Visa Inc Class A	Financial Services	2,0
Bank of America Corp	Financial Services	2,0

Intäkter exponering, Region

Portfolio Date: 2024-07-31

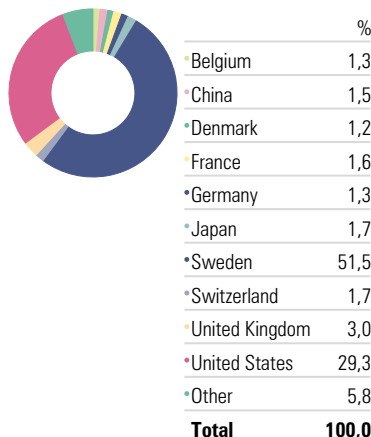


Riskindikatorer

Time Period: 2022-08-01 to 2024-07-31

	Fond	Index
Std Dev	13,4	13,4
Excess Return	-0,7	0,0
Information Ratio (arith)	-0,42	—
Sharpe Ratio	0,90	0,95
Tracking Error	1,7	0,0
Alpha	-0,52	0,00
Beta	0,99	1,00
R2	98,3	100,0

Länder



Hållbarhetsrating



Koldioxidrisker

Portfolio Date: 2024-05-31

Low Carbon Designation



Managing carbon metrics are asset-weighted portfolio calculations based on Sustainalytics' company Carbon Risk Rating. To receive the Morningstar® Low Carbon Designation™, a fund must have a 12-month average Portfolio Carbon Risk Score below 10 and a 12-month average Fossil Fuel Involvement of less than 7% of assets. This signal helps investors easily identify funds that are well-positioned to transition to a low-carbon economy.

Månadsrapport

As of 2024-07-31

AMF Balansfond

Fondandelar kan både öka och minska i värde. Det är inte säkert att du får tillbaka hela det insatta kapitalet.



Översikt

Morningstar Rating 3 Yr	***
Morningstar Rating Overall	****
Inception Date	1998-12-30
Fund Size (Mil)	27 464,4
NAV	427,07
Cash %	0,0
Modified duration, %	3,75
Management Fee	0,40
Manager Name	Thomas Nordahl, Johan Moeschlin, Patricia Hedelius

Kalenderavkastning %

	YTD	2023	2022	2021	2020	2019
Balansfonden	11,2	13,4	-15,5	22,4	6,0	16,9
Index Balansfonden	10,4	13,6	-13,8	20,8	7,3	20,5

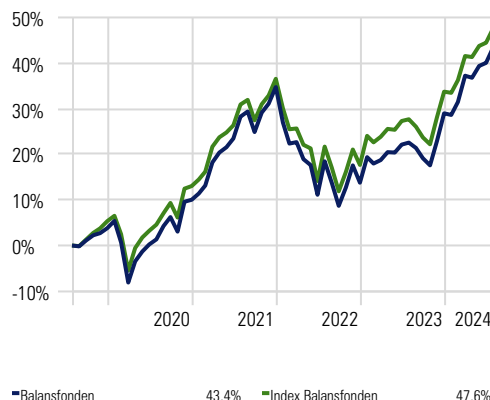
Jämförelseindex fr. o.m. 2022-11-01 består av Handelsbanken Markets Combined Sweden All Bonds 40%, SIXRX 40%, MSCI ACWI NR (omräkn. sek) 20%, tidigare MSCI ACWI ESG Leaders NR (omräkn. Sek) 20%.

Rullande avkastning, Årsbasis %

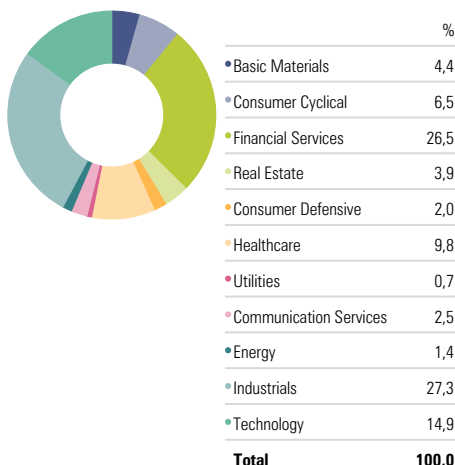
	1 month	3 months	1 Year	5 Years	10 Years
Balansfonden	2,4	4,9	17,0	7,5	7,4
Index Balansfonden	2,2	4,5	15,6	8,1	7,8

Utveckling

Time Period: 2019-08-01 to 2024-07-31



Sektorer, Aktier

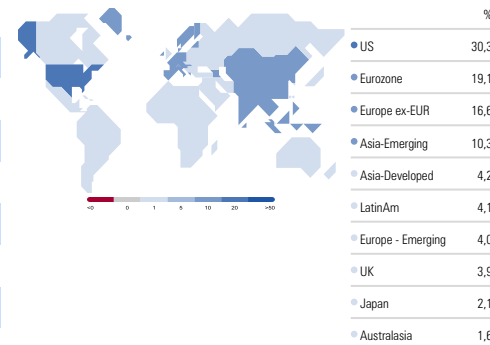


Största innehav

	Sector	Vikt %
Investor AB Class A	Financial Services	4,3
Volvo AB Class B	Industrials	3,6
Skandinaviska Enskilda Banken AB Class A	Financial Services	3,4
Atlas Copco AB Class B	Industrials	2,9
Skandinaviska Enskilda Banken AB (publ) 0.5%	—	2,1
AstraZeneca PLC	Healthcare	1,7
Indutrade AB	Industrials	1,7
Microsoft Corp	Technology	1,6
Epiroc AB Share B	Industrials	1,6
Hennes & Mauritz AB Class B	Consumer Cyclical	1,4

Intäkter exponering, Region

Portfolio Date: 2024-07-31

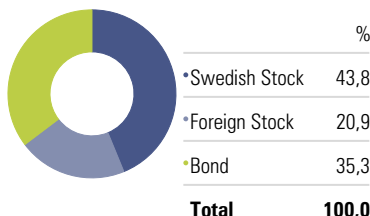


Riskindikatorer

Time Period: 2022-08-01 to 2024-07-31

	Fond	Index
Std Dev	9,6	9,4
Excess Return	-0,1	0,0
Information Ratio (arith)	-0,12	—
Sharpe Ratio	0,75	0,77
Tracking Error	0,9	0,0
Alpha	-0,19	0,00
Beta	1,01	1,00
R2	99,1	100,0

Allokering



Hållbarhetsrating



Koldioxidrisk

Portfolio Date: 2024-06-30

Low Carbon Designation



Morningstar carbon metrics are asset-weighted portfolio calculations based on Sustainalytics' company Carbon Risk Rating. To receive the Morningstar® Low Carbon Designation™, a fund must have a 10-month average Portfolio Carbon Risk Score below 10 and a 12-month average Fossil Fuel Involvement of less than 7% of assets. This signal helps investors easily identify funds that are well-positioned to transition to a low-carbon economy.

Månadsrapport

AMF Företagsobligationsfond



As of 2024-07-31

Fondandelar kan både öka och minska i värde. Det är inte säkert att du får tillbaka hela det insatta kapitalet.

Översikt

Morningstar Rating 3 Yr	★★★★
Morningstar Rating Overall	★★★★
Inception Date	2018-08-29
Fund Size (Mil)	1 405,3
NAV	110,45
Cash %	8,8
Management Fee	0,10
Manager Name	Johan Moeschlin, Charlotte Sillén

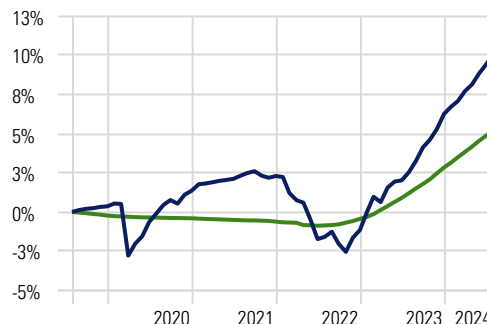
Kalenderavkastning %

	YTD	2023	2022	2021	2020	2019
Företagsobligationsfond	3,6	7,5	-3,4	0,9	1,0	1,6
Solactive SEK FRN Short IG Corporate	3,8	3,3	0,2	-0,2	-0,2	-0,5

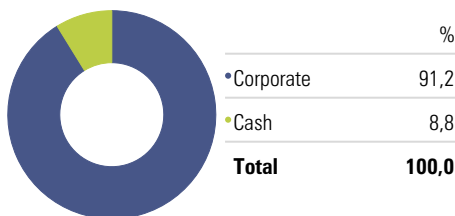
Jämförelseindex fr.o.m. 2024-01-01, tidigare Handelsbanken Markets Sweden All Treasury Bills.

Utveckling

Time Period: 2019-08-01 to 2024-07-31



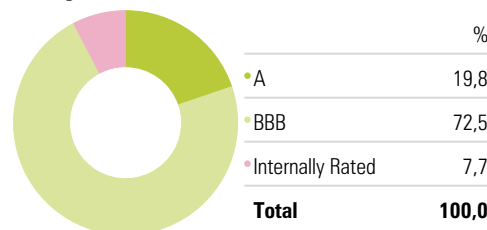
Sektorer



Största innehav

Innehav	Vikt %
Swedish 2 Year Stadshypotek Future Sept 24	17,2
Klarna Bank Ab 5.52%	4,3
Bluestep Bank AB (Publ) 5.32%	4,2
TRATON Finance Luxembourg S.A 4.86%	3,6
NOBA Bank Group AB (publ) 5.66%	3,6
Svensk Fastighetsfinansiering AB 5.14%	3,3
Skandinaviska Enskilda Banken AB (publ) 4.9%	3,3
SBAB Bank AB (publ) 5.01%	2,9
Nykredit Realkredit A/S 5.01%	2,9
Atrium Ljungberg AB 4.8%	2,9

Rating



Riskindikatorer

Time Period: 2022-08-01 to 2024-07-31

	Fond	Index
Std Dev	1,6	0,4
Excess Return	2,7	0,0
Information Ratio (arith)	1,76	—
Sharpe Ratio	1,69	0,98
Tracking Error	1,6	0,0
Alpha	1,72	0,00
Beta	13,84	1,00
R2	39,6	100,0

Riskmått

Duration	0,62
Modified duration, %	0,59
Modified duration credits, %	0,59
Yield to maturity, %	4,18
Average time to maturity	1,65

Hållbarhetsrating



Koldioxidrisker

Portfolio Date: 2023-08-31

Low Carbon Designation



Morningstar carbon metrics are asset-weighted portfolio calculations based on Sustainalytics' company Carbon Risk Rating. To receive the Morningstar® Low Carbon Designation™, a fund must have a 12-month average Portfolio Carbon Risk Score below 10 and a 12-month average Fossil Fuel Involvement of less than 7% of assets. This signal helps investors easily identify funds that are well-positioned to transition to a low-carbon economy.

Månadsrapport

AMF Räntefond Kort



As of 2024-07-31

Fondandelar kan både öka och minska i värde. Det är inte säkert att du får tillbaka hela det insatta kapitalet.

Översikt

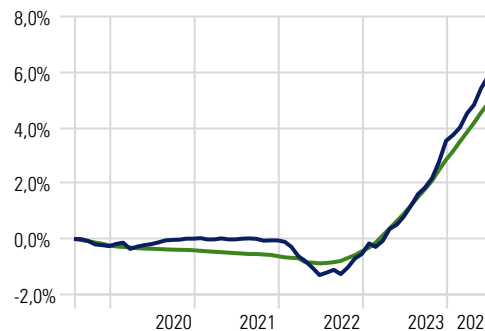
Morningstar Rating 3 Yr	—
Morningstar Rating Overall	—
Inception Date	2004-05-17
Fund Size (Mil)	6 852,9
NAV	118,63
Cash %	4,1
Management Fee	0,10
Manager Name	Johan Moeschlin, Charlotte Sillén

Kalenderavkastning %

	YTD	2023	2022	2021	2020	2019
Räntefond-Kort	2,7	4,1	-0,5	-0,1	0,3	-0,3
Handelsbanken Markets Sweden All Treasury Bills	2,3	3,3	0,2	-0,2	-0,2	-0,5

Utveckling

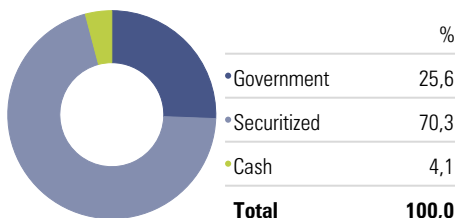
Time Period: 2019-08-01 to 2024-07-31



Rullande avkastning, Årsbasis %

	1 month	3 months	1 Year	5 Years	10 Years
Räntefond-Kort	0,5	1,5	5,1	1,2	0,5
Handelsbanken Markets Sweden All Treasury Bills	0,3	1,0	4,0	1,0	0,2

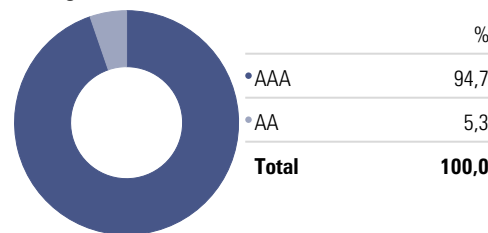
Sektorer



Största innehav

	Vikt %
Skandiabanken AB 4.47%	6,6
Realkredit Danmark A/S 4.41%	6,3
DnB Boligkreditt AS 3.93%	5,8
Nykredit Realkredit A/S 4.29%	5,5
Landshypotek Bank AB (publ) 4.78%	5,2
Landshypotek Bank AB (publ) 4.38%	5,1
Skandiabanken AB 4.52%	4,4
African Development Bank 2.88%	4,4
Sparebanken Vest Boligkreditt AS 4.5%	4,4
Realkredit Danmark A/S 4.42%	3,6

Rating



Riskindikatorer

Time Period: 2022-08-01 to 2024-07-31

	Fond	Index
Std Dev	0,7	0,4
Excess Return	0,7	0,0
Information Ratio (arith)	1,39	—
Sharpe Ratio	1,44	0,98
Tracking Error	0,5	0,0
Alpha	0,63	0,00
Beta	2,23	1,00
R2	8,7	100,0

Riskmått

Duration	0,64
Modified duration, %	0,61
Modified duration credits, %	0,39
Yield to maturity, %	3,66
Average time to maturity	2,26

Hållbarhetsrating



Koldioxidrisker

Portfolio Date: 2024-06-30

No Designation

Morningstar carbon metrics are asset-weighted portfolio calculations based on Sustainalytics' company Carbon Risk Rating. To receive the Morningstar® Low Carbon Designation™, a fund must have a 12-month average Portfolio Carbon Risk Score below 10 and a 12-month average Fossil Fuel Involvement of less than 7% of assets. This signal helps investors easily identify funds that are well-positioned to transition to a low-carbon economy.

Månadsrapport

AMF Räntefond Lång



As of 2024-07-31

Fondandelar kan både öka och minska i värde. Det är inte säkert att du får tillbaka hela det insatta kapitalet.

Översikt

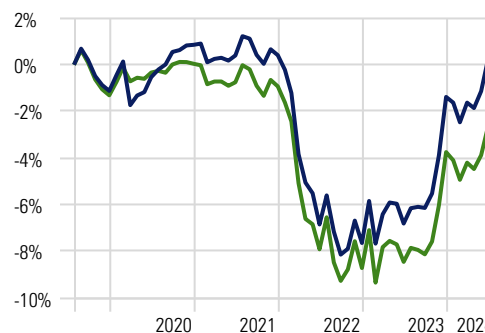
Morningstar Rating 3 Yr	★★★★
Morningstar Rating Overall	★★★★★
Inception Date	1998-12-30
Fund Size (Mil)	10 937,1
NAV	152,97
Cash %	3,0
Management Fee	0,10
Manager Name	Johan Moeschlin, Charlotte Sillén

Kalenderavkastning %

	YTD	2023	2022	2021	2020	2019
Räntefond-Lång	2,9	6,8	-8,0	-0,4	2,0	1,7
Handelsbanken Markets Combined Sweden All Bonds	2,4	5,5	-7,9	-1,0	1,4	1,2

Utveckling

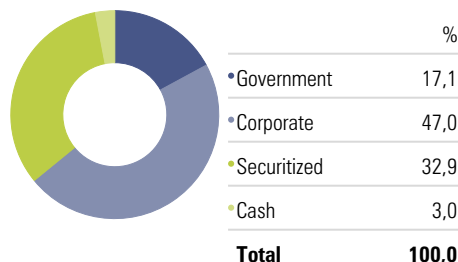
Time Period: 2019-08-01 to 2024-07-31



Rullande avkastning, Årsbasis %

	1 month	3 months	1 Year	5 Years	10 Years
Räntefond-Lång	1,3	3,4	8,2	0,3	1,3
Handelsbanken Markets Combined Sweden All Bonds	1,3	3,2	7,0	-0,3	0,9

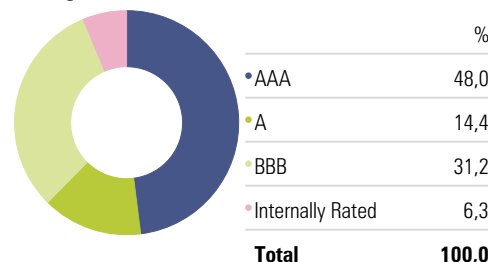
Sektorer



Största innehav

Innehav	Vikt %
Nordea Hypotek AB 1%	5,3
Skandinaviska Enskilda Banken AB (publ) 0.5%	4,4
Swedbank Mortgage AB (publ) 1%	3,6
Skandinaviska Enskilda Banken AB (publ) 3%	3,3
Swedish Covered Bond Corporation 2%	3,2
Sweden (Kingdom Of) 0.75%	3,1
Sweden (Kingdom Of) 1%	2,4
Sweden (Kingdom Of) 0.13%	2,4
Lansforsakringar Hypotek AB 0.5%	2,3
Lansforsakringar Hypotek AB 1.25%	2,1

Rating



Riskindikatorer

Time Period: 2022-08-01 to 2024-07-31

	Fond	Index
Std Dev	4,1	4,3
Excess Return	1,0	0,0
Information Ratio (arith)	1,59	—
Sharpe Ratio	0,21	-0,04
Tracking Error	0,6	0,0
Alpha	0,96	0,00
Beta	0,94	1,00
R2	97,8	100,0

Riskmått

Duration	3,90
Modified duration, %	3,77
Modified duration credits, %	1,89
Yield to maturity, %	3,41
Average time to maturity	3,40

Hållbarhetsrating



Koldioxidrisk

Portfolio Date: 2024-06-30

No Designation

Morningstar carbon metrics are asset-weighted portfolio calculations based on Sustainalytics' company Carbon Risk Rating. To receive the Morningstar® Low Carbon Designation™, a fund must have a 12-month average Portfolio Carbon Risk Score below 10 and a 12-month average Fossil Fuel Involvement of less than 7% of assets. This signal helps investors easily identify funds that are well-positioned to transition to a low-carbon economy.

Månadsrapport

AMF Räntefond Mix



As of 2024-07-31

Fondandelar kan både öka och minska i värde. Det är inte säkert att du får tillbaka hela det insatta kapitalet.

Översikt

Morningstar Rating 3 Yr	—
Morningstar Rating Overall	—
Inception Date	2012-01-18
Fund Size (Mil)	4 368,5
NAV	114,20
Cash %	5,1
Management Fee	0,10
Manager Name	Johan Moeschlin, Charlotte Sillén

Kalenderavkastning %

	YTD	2023	2022	2021	2020	2019
Räntefond-Mix	1,1	4,3	-8,9	-1,8	2,7	1,7
Index Räntefond-Mix	0,8	3,7	-9,6	-1,9	2,4	1,4

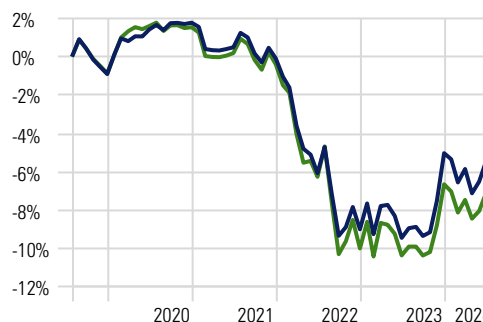
Indexet består av Handelsb. Markets Sweden All Government Bonds 1-10 år 25%, JPM Germany Government index 1-10 år 25%, JPM UK Government index 1-10 år 25%, JPM US Treasury index 1-10 år 25%, hedgat till SEK

Rullande avkastning, Årsbasis %

	1 month	3 months	1 Year	5 Years	10 Years
Räntefond-Mix	1,5	3,3	5,4	-0,8	0,6
Index Räntefond-Mix	1,3	2,8	4,5	-1,2	0,3

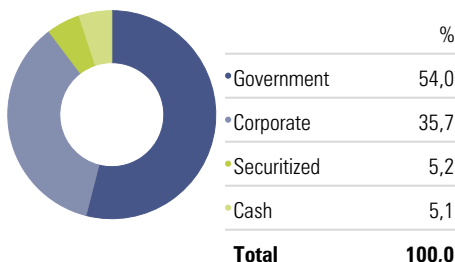
Utveckling

Time Period: 2019-08-01 to 2024-07-31



Räntefond-Mix -4,0% Index Räntefond-Mix -5,9%

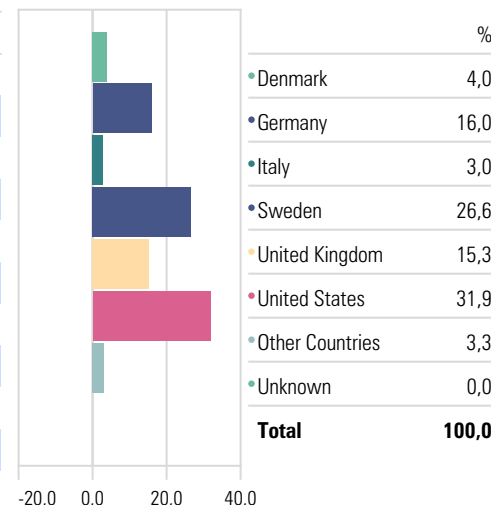
Sektorer



Största innehav

Innehav	Vikt %
United Kingdom of Great Britain and Northern Ireland	3,8
Sweden (Kingdom Of)	3,7
Fastighets AB Balder	3,5
Italy (Republic Of)	3,0
United Kingdom of Great Britain and Northern Ireland	2,7
United States Treasury Notes	2,5
Jyske Bank AS	2,4
United Kingdom of Great Britain and Northern Ireland	2,3
European Investment Bank	2,2
European Bank For Reconstruction & Development	2,1

Länder



Riskindikatorer

Time Period: 2022-08-01 to 2024-07-31

	Fond	Index
Std Dev	4,8	5,0
Excess Return	1,0	0,0
Information Ratio (arith)	1,25	—
Sharpe Ratio	-0,52	-0,70
Tracking Error	0,8	0,0
Alpha	0,76	0,00
Beta	0,94	1,00
R2	97,6	100,0

Riskmått

Duration	4,69
Modified Duration, %	4,53
Modified duration credits, %	1,46
Yield to maturity, %	3,50
Average time to maturity	3,40

Hållbarhetsrating



Koldioxidrisker

Portfolio Date: 2023-11-30

Low Carbon Designation



Morningstar carbon metrics are asset-weighted portfolio calculations based on Sustainalytics' company Carbon Risk Rating. To receive the Morningstar® Low Carbon Designation™, a fund must have a 12-month average Portfolio Carbon Risk Score below 10 and a 12-month average Fossil Fuel Involvement of less than 7% of assets. This signal helps investors easily identify funds that are well-positioned to transition to a low-carbon economy.

Månadsrapport

AMF Strategifond Global



As of 2024-07-31

Fondandelar kan både öka och minska i värde. Det är inte säkert att du får tillbaka hela det insatta kapitalet.

Översikt

Morningstar Rating 3 Yr	—
Morningstar Rating Overall	—
Inception Date	2022-07-01
Fund Size (Mil)	456,7
NAV	143,52
Cash %	-3,2
Management Fee	0,40
Manager Name	Magnus Jonasson, Thomas Nordahl

Kalenderavkastning %

	YTD	2023	2022	2021	2020
Strategifond Global	19,4	19,7	—	—	—
MSCI ACWI NR (omräkn.sek)	20,3	18,2	—	—	—

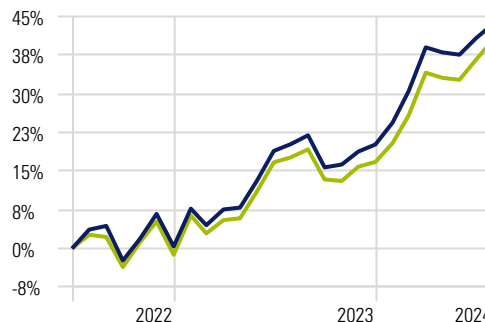
Jämförelseindex fr.o.m. 2022-11-01, tidigare MSCI ACWI ESG Leaders NR (omräkn. sek).

Rullande avkastning, Årsbasis %

	1 month	3 months	1 Year	3 Years	5 Years
Strategifond Global	2,0	4,0	19,4	—	—
MSCI ACWI NR (omräkn.sek)	2,8	5,6	19,4	—	—

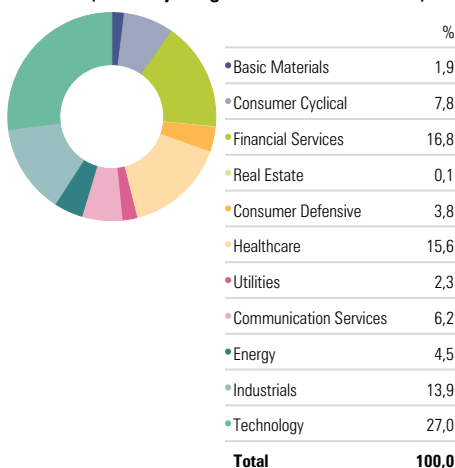
Utveckling

Time Period: 2022-06-30 to 2024-07-31



■ Strategifond Global 43,5% ■ MSCI ACWI NR (omräkn.sek) 40,5%

Sektorer (Genomsnitt AMF Aktiefond Global)

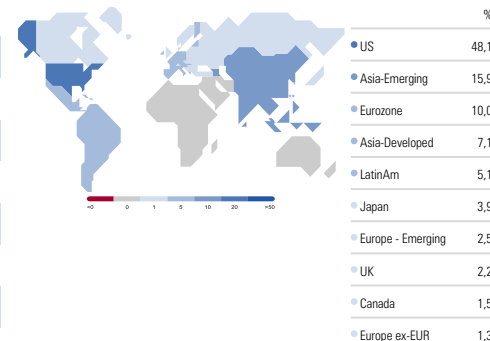


Största innehav (Genomsnitt AMF Aktiefond Global)

Company	Sector	Vikt %
Microsoft Corp	Technology	7,6
NVIDIA Corp	Technology	5,4
Alphabet Inc Class C	Communication Services	5,2
Visa Inc Class A	Financial Services	4,2
Bank of America Corp	Financial Services	4,2
The Goldman Sachs Group Inc	Financial Services	4,1
AstraZeneca PLC	Healthcare	3,8
Waste Management Inc	Industrials	3,7
Parker Hannifin Corp	Industrials	3,7
Apple Inc	Technology	3,4

Intäkter Region (Genomsnitt AMF Aktiefond Global)

Portfolio Date: 2024-07-31

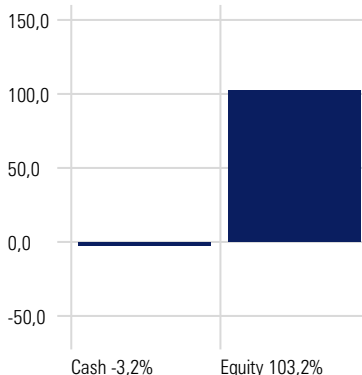


Riskindikatorer

Time Period: 2022-08-01 to 2024-07-31

	Fond	Index
Std Dev	12,8	12,8
Excess Return	0,7	0,0
Information Ratio (arith)	0,41	—
Sharpe Ratio	1,12	1,07
Tracking Error	1,7	0,0
Alpha	0,76	0,00
Beta	0,99	1,00
R2	98,2	100,0

Allokering



■ AMF Strategifond Global

Hållbarhetsrating



Koldioxidrisker

Portfolio Date: 2024-06-30

No Designation

Morningstar carbon metrics are asset-weighted portfolio calculations based on Sustainalytics' company Carbon Risk Rating. To receive the Morningstar® Low Carbon Designation™, a fund must have a 12-month average Portfolio Carbon Risk Score below 10 and a 12-month average Fossil Fuel Involvement of less than 7% of assets. This signal helps investors easily identify funds that are well-positioned to transition to a low-carbon economy.

Månadsrapport

As of 2024-07-31



DEFINITIONER

Std Dev (volatilitet) Std Dev är ett riskmått, som avser spridning kring förväntad avkastning. Ett stort spridningsmått innebär hög risk och vice versa. Till exempel innebär 10% volatilitet att avkastningen med två tredjedels sannolikhet kommer att hamna inom 10% från den förväntade avkastningen.

Excess Return Avser den värdeökning alternativt värdeminskning som uppstått under perioden utöver jämförelseindex

Information Ratio Information Ratio ställer en fonds uppnådda avkastning (utöver jämförelseindex) i relation till den aktiva risken. Måttet anger hur mycket extra avkastning som uppnåtts jämfört med hur mycket extra risk som tagits.

Sharpe Ratio Ställer avkastning i relation till den totala risken. Anger hur mycket avkastning, nedjusterad med den riskfria räntan, som uppnåtts i relation till hur mycket risk som tagits.

Tracking Error Mäter storleken på avvikelser mellan en fonds och dess jämförelseindex avkastning. Ett högt tracking error indikerar att förvaltningen avvikit mycket från den övriga marknaden, index. Till exempel innebär 5% tracking error att fondens avkastning, två år av tre, kommer att hamna inom ett intervall om 5% från dess jämförelseindex avkastning.

Alpha Beskriver den uppnådda över- eller underavkastning i förhållande till jämförelseindex med justering av beta, det vill säga med hänsyn till hur stor marknadsrisk som tagits. Om alfa är positivt har fonden överavkastat i förhållande till den marknadsrisk som tagits.

Beta Beta anger sambandet mellan en fonds avkastning och dess marknads avkastning. Om $\beta = 1$ tenderar fondens avkastning att uppföra sig som marknads avkastning. $\beta < 1$ innebär att marknads svängningar försvagas och $\beta > 1$ betyder att marknads svängningar förstärks.

R2 R2 anger hur starkt sambandet är mellan en fond och dess index.

Duration Duration är en räntefonds genomsnittliga återbetalningstid, vägd med kassaströmmarnas nuvärde.

Modified duration Anger hur känsligt räntefondens värde är för förändringar i räntenivån, det vill säga med hur många procent fondens värde ändras när räntenivån sjunker eller stiger med en procentenhet.

Modified duration credits Modifierad duration på alla innehav exklusive sådana utgivna av stater.

Yield to maturity Förväntad avkastning vid oförändrad räntenivå

Average time to maturity En sammanvägning av alla innehavs löptid till slutligt förfall.