

Månadsrapport

AMF Aktiefond Asien Stilla havet



As of 2022-12-31

Fondandelar kan både öka och minska i värde. Det är inte säkert att du får tillbaka hela det insatta kapitalet.

Översikt

Morningstar Rating 3 Yr	★★★★
Morningstar Rating Overall	★★★★
Inception Date	2008-09-25
Fund Size (Mil)	1 720,7
NAV	265,83
Cash %	0,6
% Asset in Top 10 Holdings	34,2
# of Holdings	121
Manager Name	Henrik Oh, Martin Siwmark

Kalenderavkastning %

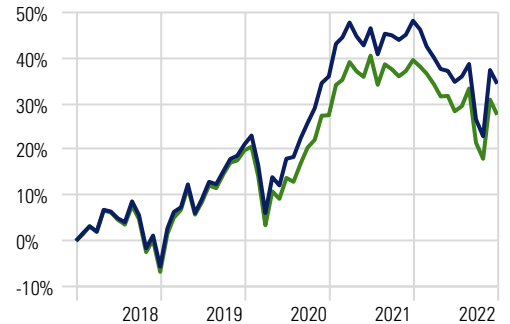
	YTD	2022	2021	2020	2019	2018
Aktiefond-Asien Stilla havet	-9,3	-9,3	8,9	12,3	28,3	-5,6
MSCI AC Asia Pacific NR (omräkn.sek)	-8,6	-8,6	9,5	6,4	28,5	-6,8

Rullande avkastning, Årsbasis %

	1 month	3 months	1 Year	5 Years	10 Years
Aktiefond-Asien Stilla havet	-2,2	6,2	-9,3	6,1	9,2
MSCI AC Asia Pacific NR (omräkn.sek)	-2,5	5,0	-8,6	5,0	9,4

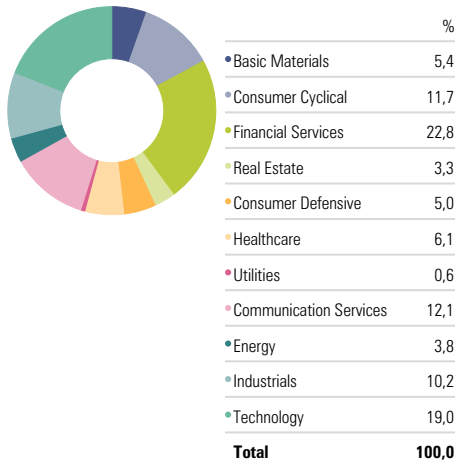
Utveckling

Time Period: 2018-01-01 to 2022-12-31



Aktiefond-Asien Stilla havet 34,4% MSCI AC Asia Pacific NR (omräkn.sek) 27,6%

Sektorer

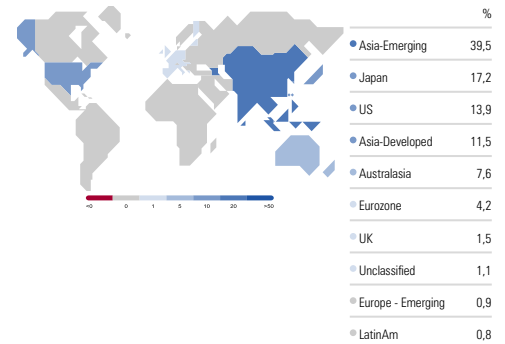


Största innehav

Company	Sector	Vikt %
Taiwan Semiconductor Manufacturing Co Ltd	Technology	6,8
Tencent Holdings Ltd	Communication Services	5,2
Alibaba Group Holding Ltd Ordinary Shares	Consumer Cyclical	4,1
AIA Group Ltd	Financial Services	3,1
Reliance Industries Ltd	Energy	2,5
Commonwealth Bank of Australia	Financial Services	2,4
East Japan Railway Co	Industrials	2,3
Chailease Holding Co Ltd	Financial Services	2,2
Shin-Etsu Chemical Co Ltd	Basic Materials	2,1
Meituan Class B	Consumer Cyclical	2,0

Intäkter exponering, Region

Portfolio Date: 2022-12-31



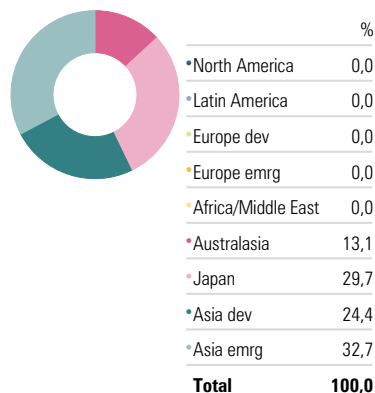
Riskindikatorer

Time Period: 2021-01-01 to 2022-12-31

	Fond	Index
Std Dev	13,1	13,1
Excess Return	-0,6	0,0
Information Ratio (arith)	-0,33	—
Sharpe Ratio	0,01	0,06
Tracking Error	1,9	0,0
Alpha	-0,63	0,00
Beta	0,99	1,00
R2	97,8	100,0

Regioner

Portfolio Date: 2022-12-31



Hållbarhetsrating



Koldioxidrisker

Portfolio Date: 2022-09-30

Low Carbon Designation



Morningstar carbon metrics are asset-weighted portfolio calculations based on Sustainalytics' company Carbon Risk Rating. To receive the Morningstar® Low Carbon Designation™, a fund must have a 12-month average Portfolio Carbon Risk Score below 10 and a 12-month average Fossil Fuel Involvement of less than 7% of assets. This signal helps investors easily identify funds that are well-positioned to transition to a low-carbon economy.

Månadsrapport

AMF Aktiefond Europa



As of 2022-12-31

Fondandelar kan både öka och minska i värde. Det är inte säkert att du får tillbaka hela det insatta kapitalet.

Översikt

Morningstar Rating 3 Yr	★★★★
Morningstar Rating Overall	★★★★
Inception Date	1999-04-30
Fund Size (Mil)	6 554,4
NAV	273,30
Cash %	3,0
% Asset in Top 10 Holdings	39,6
# of Holdings	94
Manager Name	Rickard Alte, Martin Siwmark

Kalenderavkastning %

	YTD 2022	2021	2020	2019	2018
Aktiefond-Europa	-4,0	-4,0	23,1	1,1	29,6
MSCI AC Europe NR (omräkn.sek)	-7,4	-7,4	28,2	-4,8	32,5

Rullande avkastning, Årsbasis %

	1 month	3 months	1 Year	5 Years	10 Years
Aktiefond-Europa	-1,9	13,6	-4,0	7,1	10,0
MSCI AC Europe NR (omräkn.sek)	-2,2	12,1	-7,4	7,0	9,4

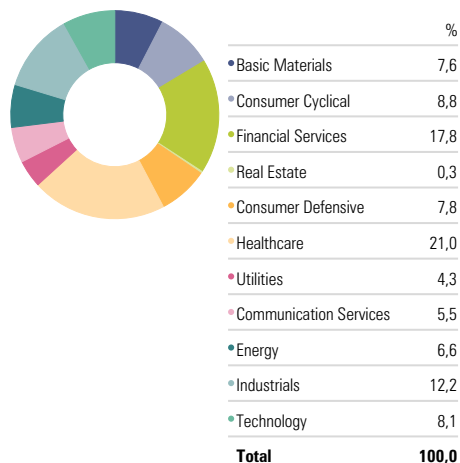
Utveckling

Time Period: 2018-01-01 to 2022-12-31



Aktiefond-Europa 41,1% MSCI AC Europe NR (omräkn.sek) 40,4%

Sektorer

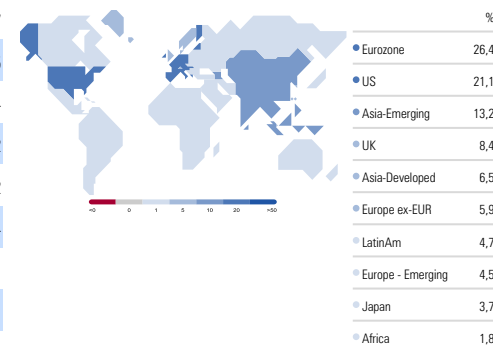


Största innehav

Company	Sector	Vikt %
AstraZeneca PLC	Healthcare	6,7
TotalEnergies SE	Energy	4,5
ASML Holding NV	Technology	4,4
Novo Nordisk A/S Class B	Healthcare	4,2
Roche Holding AG	Healthcare	4,2
Allianz SE	Financial Services	3,4
ING Groep NV	Financial Services	3,1
Air Liquide SA	Basic Materials	3,1
SAP SE	Technology	3,0
Compagnie Financiere Richemont SA	Consumer Cyclical	2,9

Intäkter exponering, Region

Portfolio Date: 2022-12-31



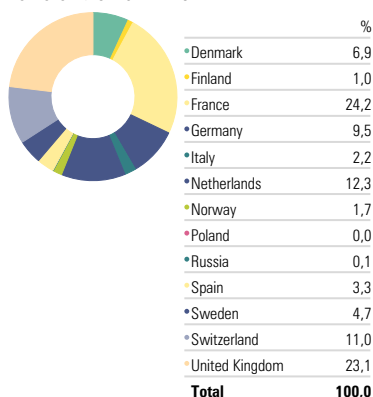
Riskindikatorer

Time Period: 2021-01-01 to 2022-12-31

	Fond	Index
Std Dev	13,3	13,3
Excess Return	-0,2	0,0
Information Ratio (arith)	-0,08	—
Sharpe Ratio	0,69	0,71
Tracking Error	2,9	0,0
Alpha	-0,04	0,00
Beta	0,98	1,00
R2	95,3	100,0

Länder

Portfolio Date: 2022-12-31



Hållbarhetsrating



Koldioxidrisker

Portfolio Date: 2022-09-30

No Designation

Morningstar carbon metrics are asset-weighted portfolio calculations based on Sustainalytics' company Carbon Risk Rating. To receive the Morningstar® Low Carbon Designation™, a fund must have a 12-month average Portfolio Carbon Risk Score below 10 and a 12-month average Fossil Fuel Involvement of less than 7% of assets. This signal helps investors easily identify funds that are well-positioned to transition to a low-carbon economy.

Månadsrapport

AMF Aktiefond Global



As of 2022-12-31

Fondandelar kan både öka och minska i värde. Det är inte säkert att du får tillbaka hela det insatta kapitalet.

Översikt

Morningstar Rating 3 Yr	★★★★★
Morningstar Rating Overall	★★★★★
Inception Date	2001-11-15
Fund Size (Mil)	26 535,9
NAV	272,34
Cash %	4,0
% Asset in Top 10 Holdings	27,8
# of Holdings	153
Manager Name	Björn Lind, Ulf Alexandersson

Kalenderavkastning %

	YTD	2022	2021	2020	2019	2018
Aktiefond-Global	-7,3	-7,3	33,3	5,2	34,7	-1,1
MSCI ACWI NR (omräkn.sek)	-8,8	-8,8	33,2	1,8	34,3	-1,1

Utveckling

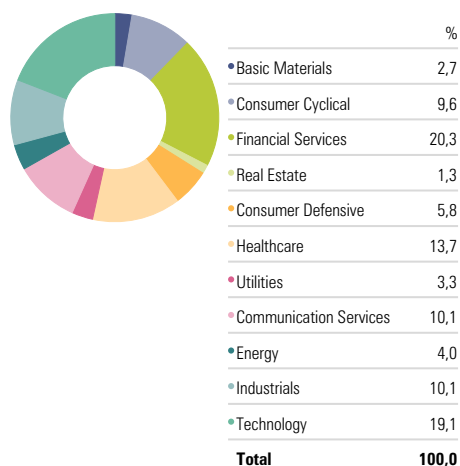
Time Period: 2018-01-01 to 2022-12-31



Rullande avkastning, Årsbasis %

	1 month	3 months	1 Year	5 Years	10 Years
Aktiefond-Global	-6,2	2,9	-7,3	11,6	13,8
MSCI ACWI NR (omräkn.sek)	-6,1	2,5	-8,8	10,4	13,3

Sektorer

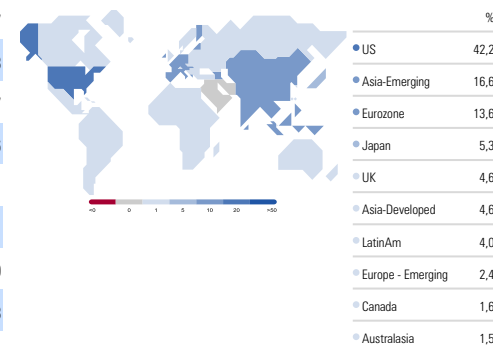


Största innehav

Company	Sector	Vikt %
Microsoft Corp	Technology	6,7
Visa Inc Class A	Financial Services	2,8
Berkshire Hathaway Inc Class B	Financial Services	2,7
Sempra Energy	Utilities	2,6
AstraZeneca PLC	Healthcare	2,1
TotalEnergies SE	Energy	2,1
Compagnie de Saint-Gobain SA	Industrials	2,0
Alphabet Inc Class A	Communication Services	1,8
East Japan Railway Co	Industrials	1,8
Vivendi SE	Communication Services	1,8

Intäkter exponering, Region

Portfolio Date: 2022-12-31



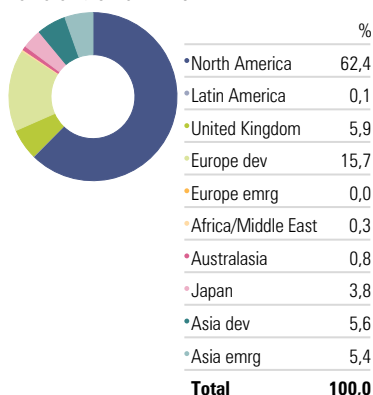
Riskindikatorer

Time Period: 2021-01-01 to 2022-12-31

	Fond	Index
Std Dev	12,3	12,7
Excess Return	1,0	0,0
Information Ratio (arith)	0,58	—
Sharpe Ratio	0,91	0,83
Tracking Error	1,7	0,0
Alpha	1,17	0,00
Beta	0,97	1,00
R2	98,3	100,0

Regioner

Portfolio Date: 2022-12-31



Hållbarhetsrating



Koldioxidrisker

Portfolio Date: 2022-09-30

No Designation

Morningstar carbon metrics are asset-weighted portfolio calculations based on Sustainalytics' company Carbon Risk Rating. To receive the Morningstar® Low Carbon Designation™, a fund must have a 12-month average Portfolio Carbon Risk Score below 10 and a 12-month average Fossil Fuel Involvement of less than 7% of assets. This signal helps investors easily identify funds that are well-positioned to transition to a low-carbon economy.

Månadsrapport

AMF Aktiefond Nordamerika



As of 2022-12-31

Fondandelar kan både öka och minska i värde. Det är inte säkert att du får tillbaka hela det insatta kapitalet.

Översikt

Morningstar Rating 3 Yr	★★★★★
Morningstar Rating Overall	★★★★★
Inception Date	2007-09-24
Fund Size (Mil)	5 029,3
NAV	448,78
Cash %	0,4
% Asset in Top 10 Holdings	37,6
# of Holdings	75
Manager Name	Ulf Alexandersson, Björn Lind

Kalenderavkastning %

	YTD	2022	2021	2020	2019	2018
Aktiefond-Nordamerika	-7,6	-7,6	46,2	6,2	39,0	5,3
MSCI USA NR (omräkn.sek)	-9,6	-9,6	44,6	3,7	38,2	4,3

Rullande avkastning, Årsbasis %

	1 month	3 months	1 Year	5 Years	10 Years
Aktiefond-Nordamerika	-8,0	1,5	-7,6	16,0	17,8
MSCI USA NR (omräkn.sek)	-8,1	-0,2	-9,6	14,3	17,3

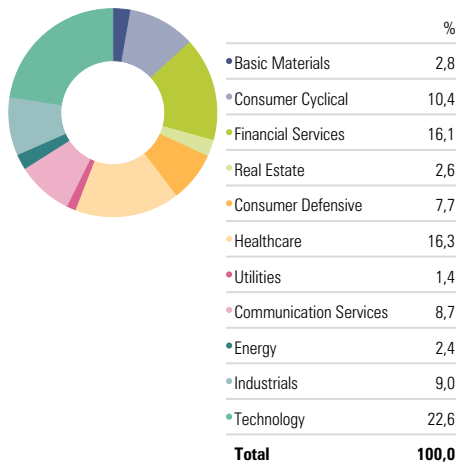
Utveckling

Time Period: 2018-01-01 to 2022-12-31



Aktiefond-Nordamerika 109,8% MSCI USA NR (omräkn.sek) 95,5%

Sektorer

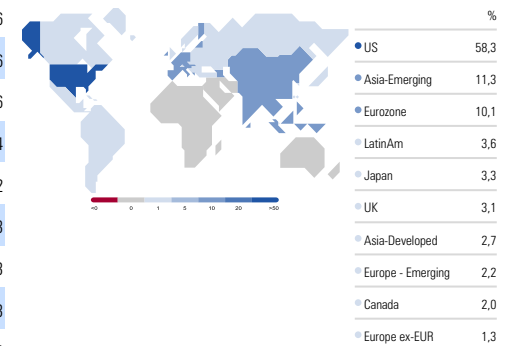


Största innehav

Company	Sector	Vikt %
Microsoft Corp	Technology	9,6
Alphabet Inc Class C	Communication Services	6,6
Procter & Gamble Co	Consumer Defensive	3,6
Visa Inc Class A	Financial Services	3,4
PepsiCo Inc	Consumer Defensive	3,2
McDonald's Corp	Consumer Cyclical	2,3
Thermo Fisher Scientific Inc	Healthcare	2,3
Eli Lilly and Co	Healthcare	2,3
Tesla Inc	Consumer Cyclical	2,2
Merck & Co Inc	Healthcare	2,0

Intäkter exponering, Region

Portfolio Date: 2022-12-31



Riskindikatorer

Time Period: 2021-01-01 to 2022-12-31

	Fond	Index
Std Dev	15,7	15,5
Excess Return	1,9	0,0
Information Ratio (arith)	0,91	—
Sharpe Ratio	1,03	0,94
Tracking Error	2,1	0,0
Alpha	1,61	0,00
Beta	1,00	1,00
R2	98,3	100,0

Hållbarhetsrating



Koldioxidrisker

Portfolio Date: 2022-09-30

Low Carbon Designation



Morningstar carbon metrics are asset-weighted portfolio calculations based on Sustainalytics' company Carbon Risk Rating. To receive the Morningstar® Low Carbon Designation™, a fund must have a 12-month average Portfolio Carbon Risk Score below 10 and a 12-month average Fossil Fuel Involvement of less than 7% of assets. This signal helps investors easily identify funds that are well-positioned to transition to a low-carbon economy.

Månadsrapport

AMF Aktiefond Småbolag



As of 2022-12-31

Fondandelar kan både öka och minska i värde. Det är inte säkert att du får tillbaka hela det insatta kapitalet.

Översikt

Morningstar Rating 3 Yr	★★★
Morningstar Rating Overall	★★★
Inception Date	2004-05-17
Fund Size (Mil)	17 076,7
NAV	1 085,07
Cash %	1,6
% Asset in Top 10 Holdings	33,2
# of Holdings	70
Manager Name	Angelica Hanson, Tomas Risbecker

Kalenderavkastning %

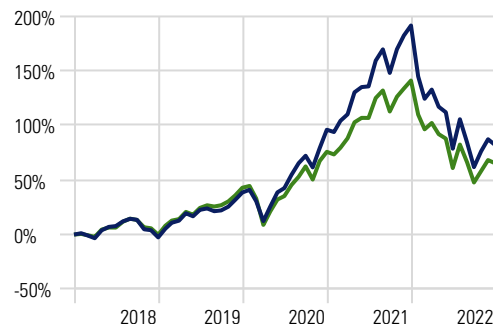
	YTD	2022	2021	2020	2019	2018
Aktiefond-Småbolag	-37,6	-37,6	48,7	41,5	42,2	-2,6
Carnegie Small Cap Return Sweden	-31,4	-31,4	37,1	23,0	43,2	-0,2

Rullande avkastning, Årsbasis %

	1 month	3 months	1 Year	5 Years	10 Years
Aktiefond-Småbolag	-2,8	12,5	-37,6	12,7	16,7
Carnegie Small Cap Return Sweden	-1,8	11,9	-31,4	10,6	15,9

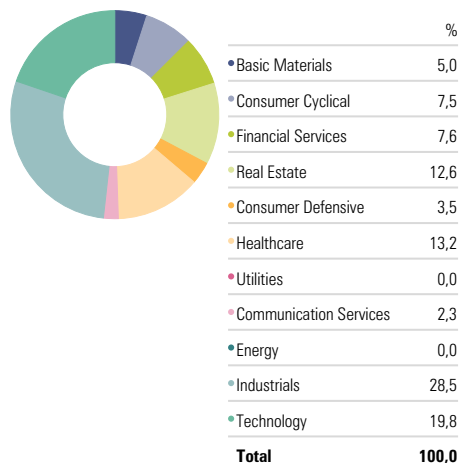
Utveckling

Time Period: 2018-01-01 to 2022-12-31



Aktiefond-Småbolag 82,0% Carnegie Small Cap Return Sweden 65,3%

Sektorer

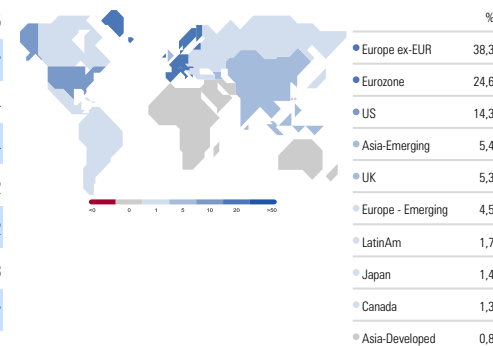


Största innehav

Company	Sector	Vikt %
Hexatronic Group AB	Technology	5,5
Trelleborg AB Class B	Industrials	3,7
Avanza Bank Holding AB	Financial Services	3,4
Axfood AB	Consumer Defensive	3,4
Beijer Ref AB Class B	Industrials	3,2
NCAB Group AB	Technology	3,2
Sweco AB Class B	Industrials	2,8
Sectra AB Class B	Healthcare	2,7
AB Sagax Class B	Real Estate	2,6
Skanska AB Class B	Industrials	2,6

Intäkter exponering, Region

Portfolio Date: 2022-12-31



Riskindikatorer

Time Period: 2021-01-01 to 2022-12-31

	Fond	Index
Std Dev	29,5	25,5
Excess Return	-0,6	0,0
Information Ratio (arith)	-0,12	—
Sharpe Ratio	0,02	0,00
Tracking Error	5,1	0,0
Alpha	0,45	0,00
Beta	1,15	1,00
R2	98,7	100,0

Hållbarhetsrating



Koldioxidrisker

Portfolio Date: 2022-09-30

Low Carbon Designation



Morningstar carbon metrics are asset-weighted portfolio calculations based on Sustainalytics' company Carbon Risk Rating. To receive the Morningstar® Low Carbon Designation™, a fund must have a 12-month average Portfolio Carbon Risk Score below 10 and a 12-month average Fossil Fuel Involvement of less than 7% of assets. This signal helps investors easily identify funds that are well-positioned to transition to a low-carbon economy.

Månadsrapport

AMF Aktiefond Sverige



As of 2022-12-31

Fondandelar kan både öka och minska i värde. Det är inte säkert att du får tillbaka hela det insatta kapitalet.

Översikt

Morningstar Rating 3 Yr	★★
Morningstar Rating Overall	★★
Inception Date	1998-12-30
Fund Size (Mil)	36 418,0
NAV	740,31
Cash %	1,0
% Asset in Top 10 Holdings	51,5
# of Holdings	48
Manager Name	Tomas Risbecker, Dick Bergqvist

Kalenderavkastning %

	YTD	2022	2021	2020	2019	2018
Aktiefond-Sverige	-28,3	-28,3	40,5	11,7	25,7	-4,9
SIXPRX	-22,8	-22,8	39,3	14,8	35,0	-4,6

Rullande avkastning, Årsbasis %

	1 month	3 months	1 Year	5 Years	10 Years
Aktiefond-Sverige	-4,0	10,2	-28,3	6,1	9,6
SIXPRX	-2,7	11,1	-22,8	9,7	11,4

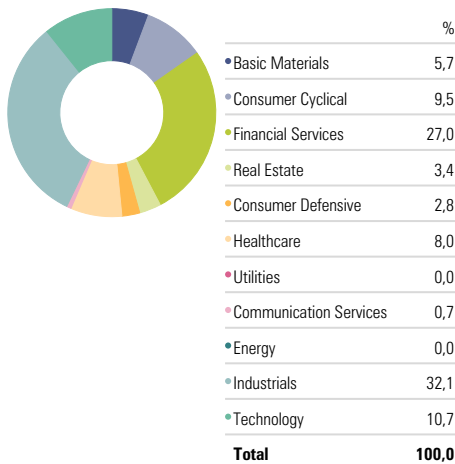
Utveckling

Time Period: 2018-01-01 to 2022-12-31



Aktiefond-Sverige 34,6% SIXPRX 59,0%

Sektorer

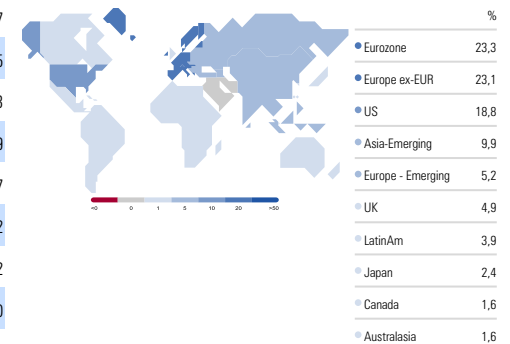


Största innehav

Company	Sector	Vikt %
Volvo AB Class B	Industrials	7,7
Skandinaviska Enskilda Banken AB Class A	Financial Services	7,5
Investor AB A	Financial Services	7,3
Atlas Copco AB Class B	Industrials	5,9
Epiroc AB Share B	Industrials	4,7
Indutrade AB	Industrials	4,2
AstraZeneca PLC	Healthcare	4,2
Hexagon AB Class B	Technology	4,0
Telefonaktiebolaget L M Ericsson Class B	Technology	3,2
Svenska Cellulosa AB Class B	Basic Materials	2,9

Intäkter exponering, Region

Portfolio Date: 2022-12-31



Riskindikatorer

Time Period: 2021-01-01 to 2022-12-31

	Fond	Index
Std Dev	23,8	21,8
Excess Return	-3,4	0,0
Information Ratio (arith)	-1,08	—
Sharpe Ratio	0,13	0,27
Tracking Error	3,1	0,0
Alpha	-3,35	0,00
Beta	1,08	1,00
R2	98,9	100,0

Hållbarhetsrating



Koldioxidrisker

Portfolio Date: 2022-09-30

Low Carbon Designation



Morningstar carbon metrics are asset-weighted portfolio calculations based on Sustainalytics' company Carbon Risk Rating. To receive the Morningstar® Low Carbon Designation™, a fund must have a 12-month average Portfolio Carbon Risk Score below 10 and a 12-month average Fossil Fuel Involvement of less than 7% of assets. This signal helps investors easily identify funds that are well-positioned to transition to a low-carbon economy.

Månadsrapport

AMF Aktiefond Tillväxtmarknader



As of 2022-12-31

Fondandelar kan både öka och minska i värde. Det är inte säkert att du får tillbaka hela det insatta kapitalet.

Översikt

Morningstar Rating 3 Yr	—
Morningstar Rating Overall	—
Inception Date	2019-12-11
Fund Size (Mil)	1 899,2
NAV	106,30
Cash %	0,7
% Asset in Top 10 Holdings	41,0
# of Holdings	168
Manager Name	Henrik Oh, Martin Siwmark

Kalenderavkastning %

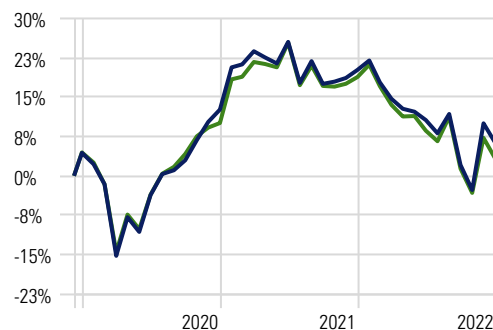
	YTD	2022	2021	2020	2019	2018
Aktiefond-Tillväxtmarknader	-11,5	-11,5	6,7	7,9	—	—
MSCI Emerging Markets NR (omräkn.sek)	-13,1	-13,1	8,0	5,4	—	—

Rullande avkastning, Årsbasis %

	1 month	3 months	1 Year	3 Years	5 Years
Aktiefond-Tillväxtmarknader	-3,4	4,1	-11,5	0,6	—
MSCI Emerging Markets NR (omräkn.sek)	-3,7	1,9	-13,1	-0,4	—

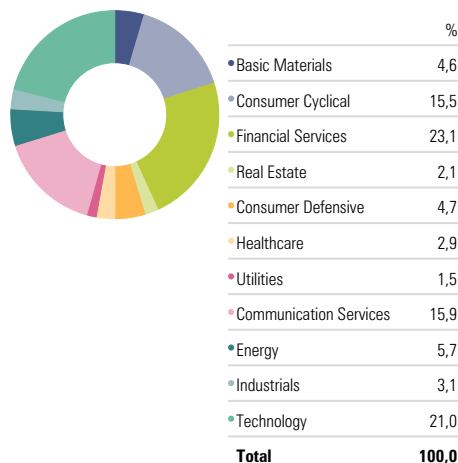
Utveckling

Time Period: 2019-12-11 to 2022-12-31



Aktiefond-Tillväxtmarknader 6,3% MSCI Emerging Markets NR (omräkn.sek) 3,3%

Sektorer

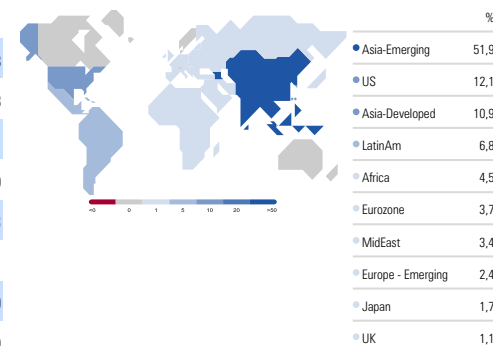


Största innehav

Company	Sector	Vikt %
Tencent Holdings Ltd	Communication Services	8,1
Taiwan Semiconductor Manufacturing Co Ltd	Technology	7,8
Alibaba Group Holding Ltd Ordinary Shares	Consumer Cyclical	5,8
Reliance Industries Ltd	Energy	4,1
Meituan Class B	Consumer Cyclical	3,0
Chailease Holding Co Ltd	Financial Services	2,3
Infosys Ltd	Technology	2,1
Housing Development Finance Corp Ltd	Financial Services	1,9
China Construction Bank Corp Class H	Financial Services	1,9
MediaTek Inc	Technology	1,7

Intäkter exponering, Region

Portfolio Date: 2022-12-31



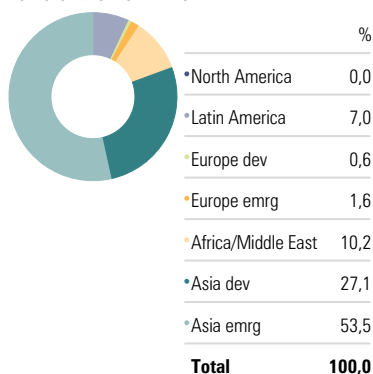
Riskindikatorer

Time Period: 2021-01-01 to 2022-12-31

	Fond	Index
Std Dev	15,4	14,9
Excess Return	0,3	0,0
Information Ratio (arith)	0,12	—
Sharpe Ratio	-0,12	-0,14
Tracking Error	2,3	0,0
Alpha	0,38	0,00
Beta	1,02	1,00
R2	97,9	100,0

Regioner

Portfolio Date: 2022-12-31



Hållbarhetsrating



Koldioxidrisker

Portfolio Date:

No Designation

Morningstar carbon metrics are asset-weighted portfolio calculations based on Sustainalytics' company Carbon Risk Rating. To receive the Morningstar® Low Carbon Designation™, a fund must have a 12-month average Portfolio Carbon Risk Score below 10 and a 12-month average Fossil Fuel Involvement of less than 7% of assets. This signal helps investors easily identify funds that are well-positioned to transition to a low-carbon economy.

Månadsrapport

AMF Aktiefond Världen



As of 2022-12-31

Fondandelar kan både öka och minska i värde. Det är inte säkert att du får tillbaka hela det insatta kapitalet.

Översikt

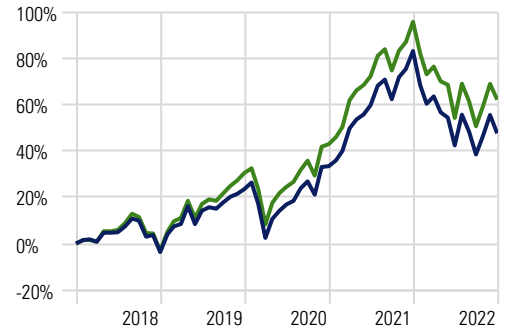
Morningstar Rating 3 Yr	★★
Morningstar Rating Overall	★★★
Inception Date	1998-12-30
Fund Size (Mil)	42 969,3
NAV	535,25
Cash %	4,1
% Asset in Top 10 Holdings	28,7
# of Holdings	200
Manager Name	Björn Lind, Tomas Risbecker

Kalenderavkastning %

	YTD	2022	2021	2020	2019	2018
Aktiefond-Världen	-19,4	-19,4	37,3	8,0	28,3	-3,7
SIXRX 60%, MSCI ACWI NR (omräkn.sek) 40%	-17,2	-17,2	37,0	9,6	34,8	-3,2

Utveckling

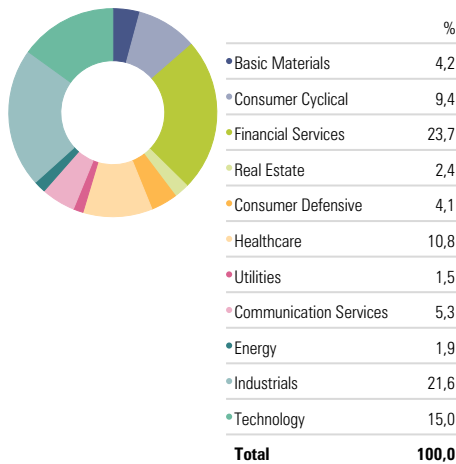
Time Period: 2018-01-01 to 2022-12-31



Rullande avkastning, Årsbasis %

	1 month	3 months	1 Year	5 Years	10 Years
Aktiefond-Världen	-5,1	6,6	-19,4	8,1	11,2
SIXRX 60%, MSCI ACWI NR (omräkn.sek) 40%	-4,1	7,6	-17,2	10,2	12,3

Sektorer

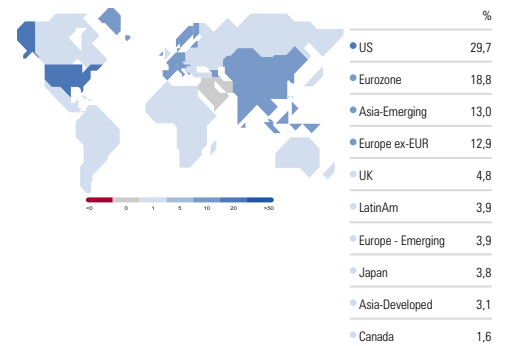


Största innehav

Company	Sector	Vikt %
Volvo AB Class B	Industrials	3,9
Skandinaviska Enskilda Banken AB Class A	Financial Services	3,7
Investor AB A	Financial Services	3,3
Microsoft Corp	Technology	3,1
AstraZeneca PLC	Healthcare	3,1
Atlas Copco AB Class B	Industrials	3,0
Epiroc AB Share B	Industrials	2,4
Indutrade AB	Industrials	2,1
Hexagon AB Class B	Technology	2,0
Telefonaktiebolaget L M Ericsson Class B	Technology	1,6

Intäkter exponering, Region

Portfolio Date: 2022-12-31



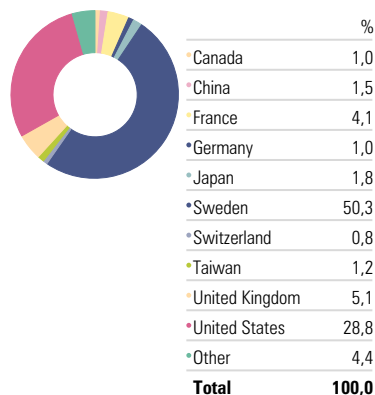
Riskindikatorer

Time Period: 2021-01-01 to 2022-12-31

	Fond	Index
Std Dev	17,8	17,5
Excess Return	-1,3	0,0
Information Ratio (arith)	-0,80	—
Sharpe Ratio	0,37	0,44
Tracking Error	1,6	0,0
Alpha	-1,30	0,00
Beta	1,01	1,00
R2	99,2	100,0

Länder

Portfolio Date: 2022-12-31



Hållbarhetsrating



Koldioxidrisker

Portfolio Date: 2022-09-30

Low Carbon Designation



Morningstar carbon metrics are asset-weighted portfolio calculations based on Sustainalytics' company Carbon Risk Rating. To receive the Morningstar® Low Carbon Designation™, a fund must have a 12-month average Portfolio Carbon Risk Score below 10 and a 12-month average Fossil Fuel Involvement of less than 7% of assets. This signal helps investors easily identify funds that are well-positioned to transition to a low-carbon economy.

Månadsrapport

As of 2022-12-31

AMF Balansfond

Fondandelar kan både öka och minska i värde. Det är inte säkert att du får tillbaka hela det insatta kapitalet.



Översikt

Morningstar Rating 3 Yr	★★★★
Morningstar Rating Overall	★★★★
Inception Date	1998-12-30
Fund Size (Mil)	24 056,9
NAV	338,81
Cash %	0,0
Modified duration, %	3,35
% Asset in Top 10 Holdings	26,1
# of Holdings	277
Manager Name	Björn Lind, Tomas Risbecker

Kalenderavkastning %

	YTD	2022	2021	2020	2019	2018
Balansfonden	-15,5	-15,5	22,4	6,0	16,9	-1,9
Index Balansfonden	-13,8	-13,8	20,8	7,3	20,5	-1,5

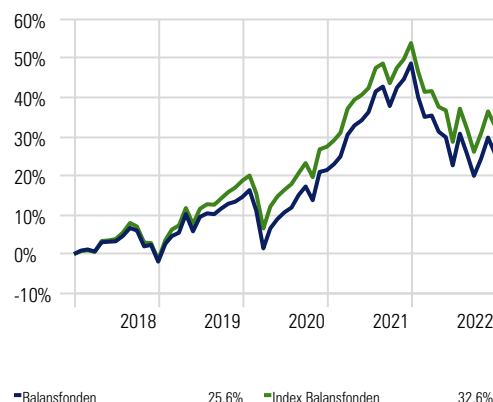
Indexet består av Handelsbanken Markets Combined Sweden All Bonds 40%, SIXRX 40%, MSCI ACWI NR (omräkn Sek) 20%

Rullande avkastning, Årsbasis %

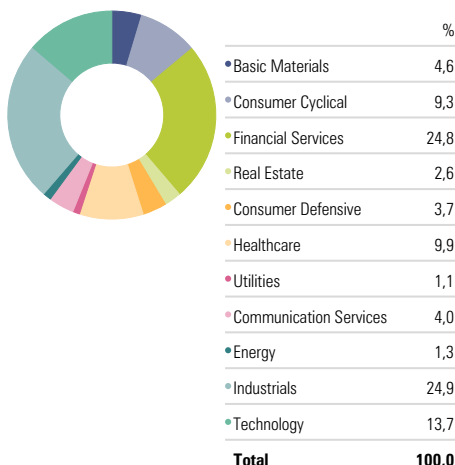
	1 month	3 months	1 Year	5 Years	10 Years
Balansfonden	-3,2	4,7	-15,5	4,7	7,2
Index Balansfonden	-2,8	5,2	-13,8	5,8	7,6

Utveckling

Time Period: 2018-01-01 to 2022-12-31



Sektorer, Aktier

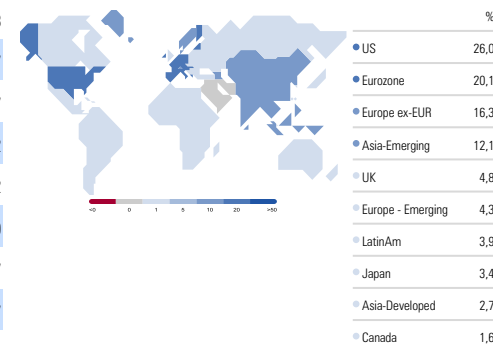


Största innehav

Company	Sector	Vikt %
Volvo AB Class B	Industrials	2,8
Skandinaviska Enskilda Banken AB Class A	Financial Services	2,7
Investor AB A	Financial Services	2,7
Sweden (Kingdom Of) 1%	—	2,2
Atlas Copco AB Class B	Industrials	2,2
AstraZeneca PLC	Healthcare	2,0
Nordea Hypotek AB 1%	—	1,7
Epiroc AB Share B	Industrials	1,7
Swedish Covered Bond Corporation 1%	—	1,7
Indutrade AB	Industrials	1,6

Intäkter exponering, Region

Portfolio Date: 2022-12-31



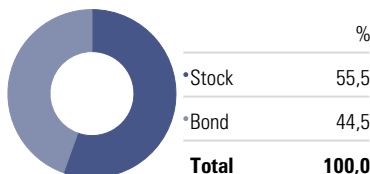
Riskindikatorer

Time Period: 2021-01-01 to 2022-12-31

	Fond	Index
Std Dev	12,3	11,8
Excess Return	-0,3	0,0
Information Ratio (arith)	-0,31	—
Sharpe Ratio	0,19	0,22
Tracking Error	1,1	0,0
Alpha	-0,37	0,00
Beta	1,03	1,00
R2	99,3	100,0

Allokering

Portfolio Date: 2022-12-31



Hållbarhetsrating



Koldioxidrisker

Portfolio Date: 2022-09-30

Low Carbon Designation



Morningstar carbon metrics are asset-weighted portfolio calculations based on Sustainalytics' company Carbon Risk Rating. To receive the Morningstar® Low Carbon Designation™, a fund must have a 12-month average Portfolio Carbon Risk Score below 10 and a 12-month average Fossil Fuel Involvement of less than 7% of assets. This signal helps investors easily identify funds that are well-positioned to transition to a low-carbon economy.

Månadsrapport

AMF Företagsobligationsfond



As of 2022-12-31

Fondandelar kan både öka och minska i värde. Det är inte säkert att du får tillbaka hela det insatta kapitalet.

Översikt

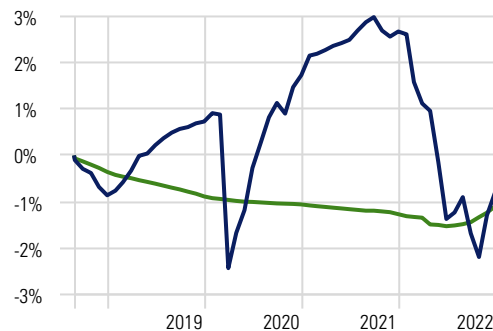
Morningstar Rating 3 Yr	★★★★
Morningstar Rating Overall	★★★★
Inception Date	2018-08-29
Fund Size (Mil)	797,4
NAV	99,21
Cash %	2,1
% Asset in Top 10 Holdings	18,4
# of Holdings	42
Manager Name	Johan Moeschlin, Charlotte Sillén

Kalenderavkastning %

	YTD 2022	2021	2020	2019	2018
Företagsobligationsfond	-3,4	-3,4	0,9	1,0	1,6
Handelsbanken Markets Sweden All Treasury Bills	0,2	0,2	-0,2	-0,2	-0,5

Utveckling

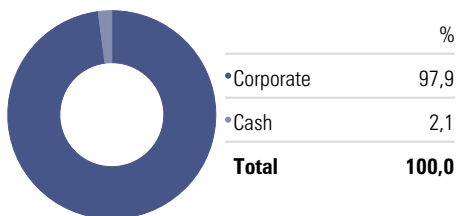
Time Period: 2018-08-28 to 2022-12-31



Rullande avkastning, Årsbasis %

	1 month	3 months	1 Year	3 Years	5 Years
Företagsobligationsfond	0,5	0,9	-3,4	-0,5	—
Handelsbanken Markets Sweden All Treasury I	0,1	0,4	0,2	-0,1	—

Sektorer

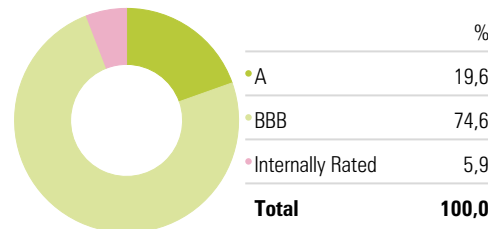


Största innehav

	Vikt %
Skandinaviska Enskilda Banken AB (publ) 3.59%	5,5
Atrium Ljungberg AB 2.97%	4,5
Santander Consumer Bank AS 2.81%	4,2
Bonnier Fastigheter Finans Ab (Publ) 3.34%	4,1
Castellum AB 3.79%	4,0
Fabege AB 3.02%	3,9
Svenska Cellulosa Aktiebolaget SCA (publ) 3.45%	3,6
Humlegården Fastigheter AB 3.73%	3,6
Husqvarna AB 4.19%	3,2
Scania CV AB 0.75%	3,1

Rating

Portfolio Date: 2022-12-31



Riskindikatorer

Time Period: 2021-01-01 to 2022-12-31

	Fond	Index
Std Dev	1,8	0,2
Excess Return	-1,2	0,0
Information Ratio (arith)	-0,70	—
Sharpe Ratio	-0,71	-0,91
Tracking Error	1,8	0,0
Alpha	-0,75	0,00
Beta	11,82	1,00
R2	10,1	100,0

Riskmått

Duration	0,63
Modified duration, %	0,60
Modified duration credits, %	0,60
Yield, %	5,04
Average time to maturity	2,59

Hållbarhetsrating



Koldioxidrisker

Portfolio Date: 2022-09-30

Low Carbon Designation



Morningstar carbon metrics are asset-weighted portfolio calculations based on Sustainalytics' company Carbon Risk Rating. To receive the Morningstar® Low Carbon Designation™, a fund must have a 12-month average Portfolio Carbon Risk Score below 10 and a 12-month average Fossil Fuel Involvement of less than 7% of assets. This signal helps investors easily identify funds that are well-positioned to transition to a low-carbon economy.

Månadsrapport

AMF Räntefond Kort



As of 2022-12-31

Fondandelar kan både öka och minska i värde. Det är inte säkert att du får tillbaka hela det insatta kapitalet.

Översikt

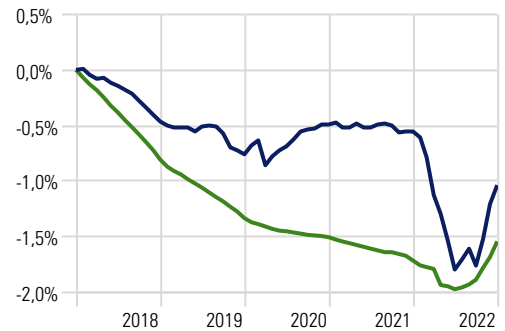
Morningstar Rating 3 Yr	—
Morningstar Rating Overall	—
Inception Date	2004-05-17
Fund Size (Mil)	7 437,1
NAV	110,93
Cash %	1,5
% Asset in Top 10 Holdings	9,7
# of Holdings	31
Manager Name	Johan Moeschlin, Charlotte Sillén

Kalenderavkastning %

	YTD	2022	2021	2020	2019	2018
Räntefond-Kort	-0,5	-0,5	-0,1	0,3	-0,3	-0,5
Handelsbanken Markets Sweden All Treasury Bills	0,2	0,2	-0,2	-0,2	-0,5	-0,8

Utveckling

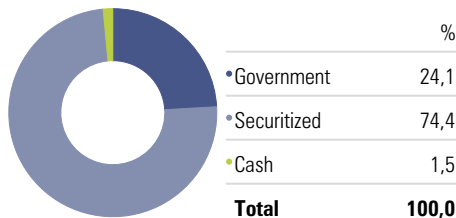
Time Period: 2018-01-01 to 2022-12-31



Rullande avkastning, Årsbasis %

	1 month	3 months	1 Year	5 Years	10 Years
Räntefond-Kort	0,2	0,7	-0,5	-0,2	0,2
Handelsbanken Markets Sweden All Treasury Bills	0,1	0,4	0,2	-0,3	-0,2

Sektorer

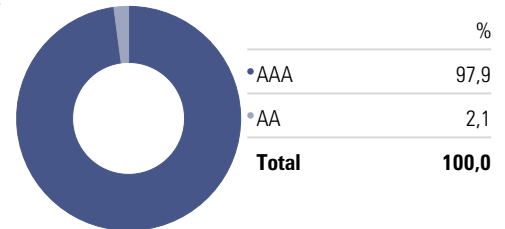


Största innehav

Innehav	Vikt %
Landshypotek Bank AB (publ) 3.26%	6,2
Skandiabanken AB 3.34%	6,1
Realkredit Danmark A/S 2.58%	5,9
Nykredit Realkredit A/S 2.64%	5,3
DnB Boligkreditt AS 0.75%	4,8
Landshypotek Bank AB (publ) 0.75%	4,7
Lansforsakringar Hypotek AB 1.25%	4,3
Sparebanken Vest Boligkreditt AS 3.23%	4,1
African Development Bank 0.24%	4,0
Skandinaviska Enskilda Banken AB (publ) 1%	3,8

Rating

Portfolio Date: 2022-12-31



Riskindikatorer

Time Period: 2021-01-01 to 2022-12-31

	Fond	Index
Std Dev	0,5	0,2
Excess Return	-0,3	0,0
Information Ratio (arith)	-0,59	—
Sharpe Ratio	-0,68	-0,91
Tracking Error	0,4	0,0
Alpha	-0,23	0,00
Beta	1,58	1,00
R2	3,0	100,0

Riskmått

Duration	0,46
Modified duration, %	0,45
Modified duration credits, %	0,48
Yield, %	2,94
Average time to maturity	2,19

Hållbarhetsrating



Koldioxidrisker

Portfolio Date: 2022-09-30

No Designation

Morningstar carbon metrics are asset-weighted portfolio calculations based on Sustainalytics' company Carbon Risk Rating. To receive the Morningstar® Low Carbon Designation™, a fund must have a 12-month average Portfolio Carbon Risk Score below 10 and a 12-month average Fossil Fuel Involvement of less than 7% of assets. This signal helps investors easily identify funds that are well-positioned to transition to a low-carbon economy.

Månadsrapport

AMF Räntefond Lång



As of 2022-12-31

Fondandelar kan både öka och minska i värde. Det är inte säkert att du får tillbaka hela det insatta kapitalet.

Översikt

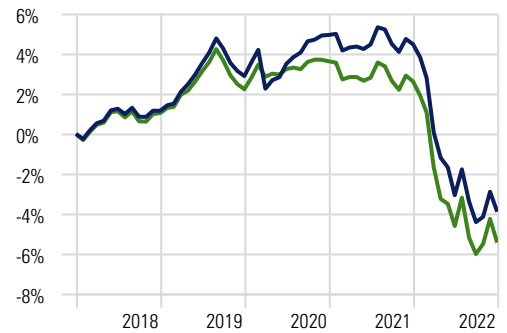
Morningstar Rating 3 Yr	★★★★
Morningstar Rating Overall	★★★★★
Inception Date	1998-12-30
Fund Size (Mil)	7 742,9
NAV	139,14
Cash %	-9,1
% Asset in Top 10 Holdings	49,9
# of Holdings	79
Manager Name	Johan Moeschlin, Charlotte Sillén

Kalenderavkastning %

	YTD	2022	2021	2020	2019	2018
Räntefond-Lång	-8,0	-8,0	-0,4	2,0	1,7	1,2
Handelsbanken Markets Combined Sweden All Bonds	-7,9	-7,9	-1,0	1,4	1,2	1,0

Utveckling

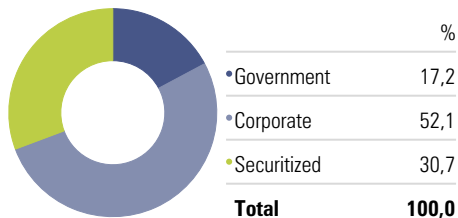
Time Period: 2018-01-01 to 2022-12-31



Rullande avkastning, Årsbasis %

	1 month	3 months	1 Year	5 Years	10 Years
Räntefond-Lång	-1,0	0,5	-8,0	-0,8	0,9
Handelsbanken Markets Combined Sweden All Bonds	-1,2	0,6	-7,9	-1,1	0,5

Sektorer

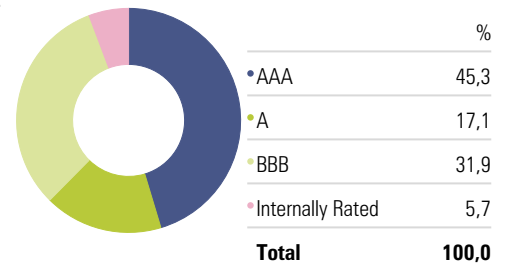


Största innehav

Innehav	Vikt %
Lansforsakringar Hypotek AB 1.25%	4,7
Swedish Covered Bond Corporation 1%	4,4
Nordea Hypotek AB 1%	3,9
Sweden (Kingdom Of) 1%	3,0
Sweden (Kingdom Of) 2.5%	2,9
Sweden (Kingdom Of) 0.75%	2,7
Swedish Covered Bond Corporation 2%	2,7
Lansforsakringar Bank Aktiebolag (Publ) 3.34%	2,6
Sweden (Kingdom Of) 3.5%	2,6
Landshypotek Bank AB (publ) 0.14%	2,5

Rating

Portfolio Date: 2022-12-31



Riskindikatorer

Time Period: 2021-01-01 to 2022-12-31

	Fond	Index
Std Dev	3,2	3,4
Excess Return	0,2	0,0
Information Ratio (arith)	0,29	—
Sharpe Ratio	-1,36	-1,33
Tracking Error	0,6	0,0
Alpha	-0,14	0,00
Beta	0,93	1,00
R2	97,1	100,0

Riskmått

Duration	3,56
Modified duration, %	3,41
Modified duration credits, %	2,13
Yield, %	4,29
Average time to maturity	3,71

Hållbarhetsrating



Koldioxidrisker

Portfolio Date: 2022-09-30

No Designation

Morningstar carbon metrics are asset-weighted portfolio calculations based on Sustainalytics' company Carbon Risk Rating. To receive the Morningstar® Low Carbon Designation™, a fund must have a 12-month average Portfolio Carbon Risk Score below 10 and a 12-month average Fossil Fuel Involvement of less than 7% of assets. This signal helps investors easily identify funds that are well-positioned to transition to a low-carbon economy.

Månadsrapport

AMF Räntefond Mix



As of 2022-12-31

Fondandelar kan både öka och minska i värde. Det är inte säkert att du får tillbaka hela det insatta kapitalet.

Översikt

Morningstar Rating 3 Yr	—
Morningstar Rating Overall	—
Inception Date	2012-01-18
Fund Size (Mil)	3 267,6
NAV	108,29
Cash %	9,4
% Asset in Top 10 Holdings	20,3
# of Holdings	84
Manager Name	Johan Moeschlin, Charlotte Sillén

Kalenderavkastning %

	YTD	2022	2021	2020	2019	2018
Räntefond-Mix	-8,9	-8,9	-1,8	2,7	1,7	0,0
Index Räntefond-Mix	-9,6	-9,6	-1,9	2,4	1,4	0,0

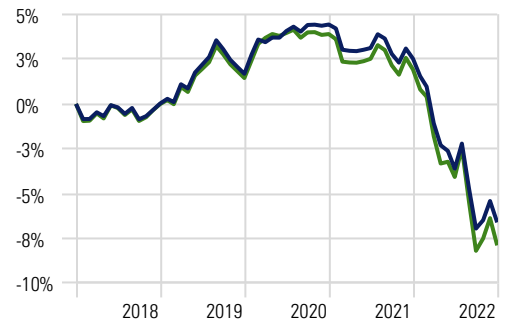
Indexet består av Handelsb. Markets Sweden All Government Bonds 1-10 år 25%, JPM Germany Government index 1-10 år 25%, JPM UK Government index 1-10 år 25%, JPM US Treasury index 1-10 år 25%, hedgat till SEK

Rullande avkastning, Årsbasis %

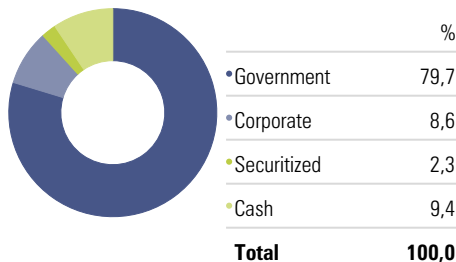
	1 month	3 months	1 Year	5 Years	10 Years
Räntefond-Mix	-1,3	0,4	-8,9	-1,4	0,4
Index Räntefond-Mix	-1,6	0,3	-9,6	-1,6	0,1

Utveckling

Time Period: 2018-01-01 to 2022-12-31



Sektorer

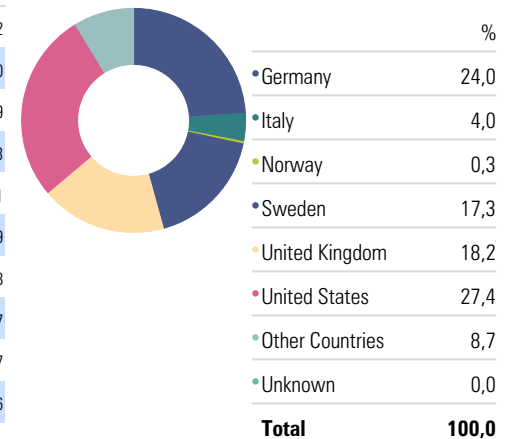


Största innehav

Innehav	Vikt %
Sweden (Kingdom Of) 0.75%	4,2
United States Treasury Notes 2.75%	4,0
United Kingdom of Great Britain and Northern Ireland 0.25%	3,9
United States Treasury Notes 1.25%	3,3
Germany (Federal Republic Of) 0%	3,1
European Investment Bank 1.5%	2,9
Germany (Federal Republic Of) 0.5%	2,8
United States Treasury Notes 0.63%	2,7
European Bank For Reconstruction & Development 0.88%	2,7
Germany (Federal Republic Of) 1%	2,6

Länder

Portfolio Date: 2022-12-31



Riskindikatorer

Time Period: 2021-01-01 to 2022-12-31

	Fond	Index
Std Dev	3,5	4,2
Excess Return	0,4	0,0
Information Ratio (arith)	0,52	—
Sharpe Ratio	-1,56	-1,43
Tracking Error	0,8	0,0
Alpha	-0,53	0,00
Beta	0,84	1,00
R2	98,4	100,0

Riskmått

Duration	3,54
Modified Duration, %	3,43
Modified duration credits, %	1,82
Yield, %	3,22
Average time to maturity	4,15

Hållbarhetsrating



Koldioxidrisk

Portfolio Date: 2022-09-30

No Designation

Morningstar carbon metrics are asset-weighted portfolio calculations based on Sustainalytics' company Carbon Risk Rating. To receive the Morningstar® Low Carbon Designation™, a fund must have a 12-month average Portfolio Carbon Risk Score below 10 and a 12-month average Fossil Fuel Involvement of less than 7% of assets. This signal helps investors easily identify funds that are well-positioned to transition to a low-carbon economy.

Månadsrapport

AMF Strategifond Global



As of 2022-12-31

Fondandelar kan både öka och minska i värde. Det är inte säkert att du får tillbaka hela det insatta kapitalet.

Översikt

Morningstar Rating 3 Yr	—
Morningstar Rating Overall	—
Inception Date	2022-07-01
Fund Size (Mil)	308,6
NAV	100,40
Cash %	5,3
% Asset in Top 10 Holdings	94,7
# of Holdings	6
Manager Name	Magnus Jonasson, Thomas Nordahl

Kalenderavkastning %

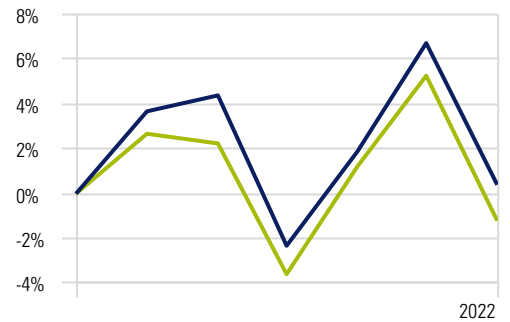
	Från start	YTD	2022	2021	2020	2019
Strategifond Global	0,4	—	—	—	—	—
MSCI ACWI NR (omräkn.sek)	-1,2	—	—	—	—	—

Rullande avkastning, Årsbasis %

	1 month	3 months	1 Year	3 Years	5 Years
Strategifond Global	-5,9	2,8	—	—	—
MSCI ACWI NR (omräkn.sek)	-6,1	2,5	—	—	—

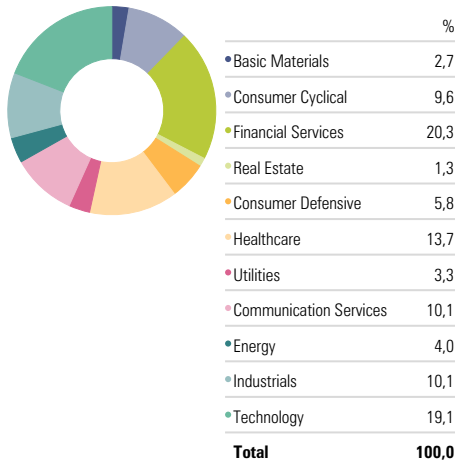
Utveckling

Time Period: 2022-06-30 to 2022-12-31



Strategifond Global 0,4% MSCI ACWI NR (omräkn.sek) -1,2%

Sektorer Strategifond Global

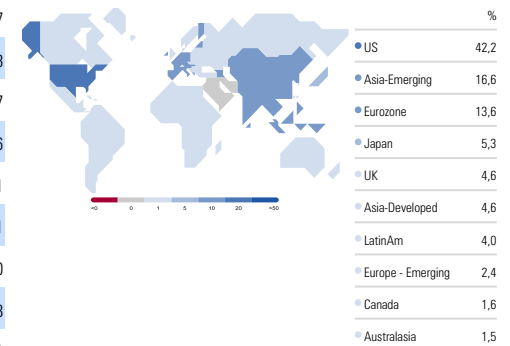


Största innehav Strategifond Global

Company	Sector	Vikt %
Microsoft Corp	Technology	6,7
Visa Inc Class A	Financial Services	2,8
Berkshire Hathaway Inc Class B	Financial Services	2,7
Sempra Energy	Utilities	2,6
AstraZeneca PLC	Healthcare	2,1
TotalEnergies SE	Energy	2,1
Compagnie de Saint-Gobain SA	Industrials	2,0
Alphabet Inc Class A	Communication Services	1,8
East Japan Railway Co	Industrials	1,8
Vivendi SE	Communication Services	1,8

Intäkter exponering, Region Strategifond Global

Portfolio Date: 2022-12-31

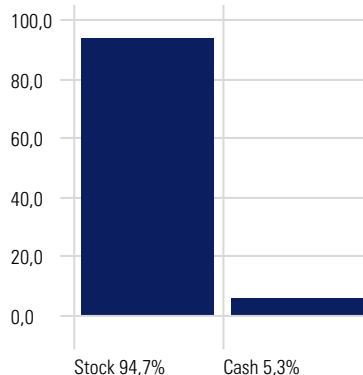


Riskindikatorer

Time Period: 2021-01-01 to 2022-12-31

	Fond	Index
Std Dev	—	—
Excess Return	—	—
Information Ratio (arith)	—	—
Sharpe Ratio	—	—
Tracking Error	—	—
Alpha	—	—
Beta	—	—
R2	—	—

Allokering



Hållbarhetsrating



Koldioxidrisker

Portfolio Date: 2022-09-30

No Designation

Morningstar carbon metrics are asset-weighted portfolio calculations based on Sustainalytics' company Carbon Risk Rating. To receive the Morningstar® Low Carbon Designation™, a fund must have a 12-month average Portfolio Carbon Risk Score below 10 and a 12-month average Fossil Fuel Involvement of less than 7% of assets. This signal helps investors easily identify funds that are well-positioned to transition to a low-carbon economy.

Månadsrapport

As of 2022-12-31



DEFINITIONER

Std Dev (volatilitet) Std Dev är ett riskmått, som avser spridning kring förväntad avkastning. Ett stort spridningsmått innebär hög risk och vice versa. Till exempel innebär 10% volatilitet att avkastningen med två tredjedels sannolikhet kommer att hamna inom 10% från den förväntade avkastningen.

Excess Return Avser den värdeökning alternativt värdeminskning som uppstått under perioden utöver jämförelseindex

Information Ratio Information Ratio ställer en fonds uppnådda avkastning (utöver jämförelseindex) i relation till den aktiva risken. Måttet anger hur mycket extra avkastning som uppnåtts jämfört med hur mycket extra risk som tagits.

Sharpe Ratio Ställer avkastning i relation till den totala risken. Anger hur mycket avkastning, nedjusterad med den riskfria räntan, som uppnåtts i relation till hur mycket risk som tagits.

Tracking Error Mäter storleken på avvikelser mellan en fonds och dess jämförelseindex avkastning. Ett högt tracking error indikerar att förvaltningen avvikit mycket från den övriga marknaden, index. Till exempel innebär 5% tracking error att fondens avkastning, två år av tre, kommer att hamna inom ett intervall om 5% från dess jämförelseindex avkastning.

Alpha Beskriver den uppnådda över- eller underavkastning i förhållande till jämförelseindex med justering av beta, det vill säga med hänsyn till hur stor marknadsrisk som tagits. Om alfa är positivt har fonden överavkastat i förhållande till den marknadsrisk som tagits.

Beta Beta anger sambandet mellan en fonds avkastning och dess marknads avkastning. Om $\beta = 1$ tenderar fondens avkastning att uppföra sig som marknads avkastning. $\beta < 1$ innebär att marknads svängningar försvagas och $\beta > 1$ betyder att marknads svängningar förstärks.

R2 R2 anger hur starkt sambandet är mellan en fond och dess index.

Duration Duration är en räntefonds genomsnittliga återbetalningstid, vägd med kassaströmmarnas nuvärde.

Modified duration Anger hur känsligt räntefondens värde är för förändringar i räntenivån, det vill säga med hur många procent fondens värde ändras när räntenivån sjunker eller stiger med en procentenhet.

Modified duration credits Modifierad duration på alla innehav exklusive sådana utgivna av stater.

Yield Förväntad avkastning vid oförändrad räntenivå

Average time to maturity En sammanvägning av alla innehavs löptid till slutligt förfall.