

Månadsrapport

AMF Aktiefond Asien Stilla havet



As of 2022-11-30

Översikt

Morningstar Rating 3 Yr	★★★★
Morningstar Rating Overall	★★★★
Inception Date	2008-09-25
Fund Size (Mil)	1 738,8
NAV	271,74
Cash %	1,7
% Asset in Top 10 Holdings	33,5
# of Holdings	123
Manager Name	Henrik Oh, Martin Siwmark

Kalenderavkastning %

	YTD	2021	2020	2019	2018	2017
Aktiefond-Asien Stilla havet	-7,3	8,9	12,3	28,3	-5,6	17,2
MSCI AC Asia Pacific NR (omräkn.sek)	-6,2	9,5	6,4	28,5	-6,8	17,6

Utveckling

Time Period: 2008-09-25 to 2022-11-30

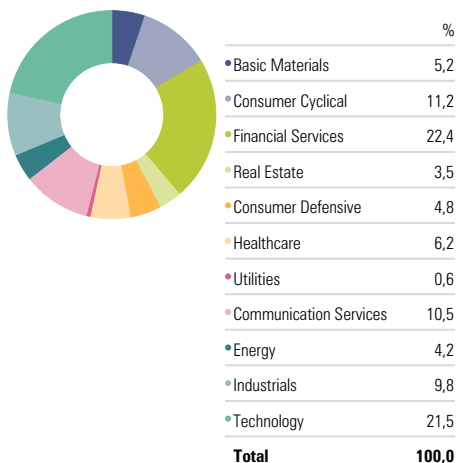


Aktiefond-Asien Stilla havet 198,3% MSCI AC Asia Pacific NR (omräkn.sek) 212,6%

Rullande avkastning, Årsbasis %

	1 Year	3 Years	5 Years	10 Years	15 Years
Aktiefond-Asien Stilla havet	-5,3	5,0	6,6	9,5	—
MSCI AC Asia Pacific NR (omräkn.sek)	-4,6	3,6	5,6	9,9	—

Sektorer

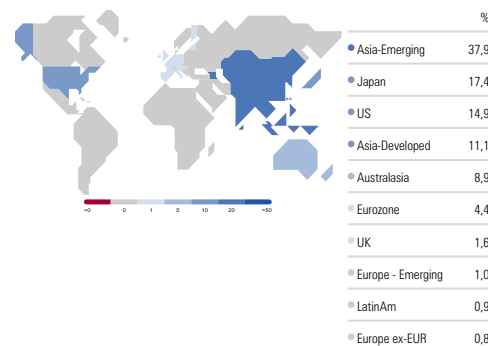


Största innehav

Company	Sector	Weight %
Taiwan Semiconductor Manufacturing Co Ltd	Technology	7,4
Tencent Holdings Ltd	Communication Services	4,1
Alibaba Group Holding Ltd Ordinary Shares	Consumer Cyclical	3,9
Reliance Industries Ltd	Energy	2,8
AIA Group Ltd	Financial Services	2,7
Commonwealth Bank of Australia	Financial Services	2,5
East Japan Railway Co	Industrials	2,3
Shin-Etsu Chemical Co Ltd	Basic Materials	2,2
Chailease Holding Co Ltd	Financial Services	2,1
Sony Group Corp	Technology	2,0

Intäkter exponering, Region

Portfolio Date: 2022-11-30



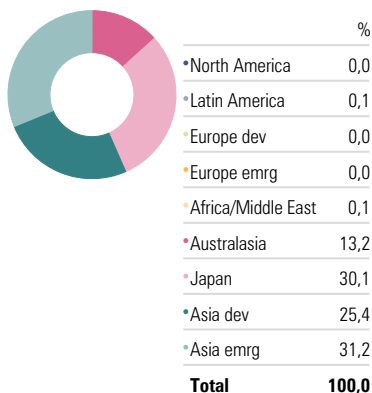
Riskindikatorer

Time Period: 2020-12-01 to 2022-11-30

	Fond	Index
Std Dev	13,0	12,9
Excess Return	-0,3	0,0
Information Ratio (arith)	-0,15	—
Sharpe Ratio	0,15	0,17
Tracking Error	2,1	0,0
Alpha	-0,29	0,00
Beta	0,99	1,00
R2	97,5	100,0

Regioner

Portfolio Date: 2022-11-30



Hållbarhetsrating



Koldioxidrisker

Portfolio Date: 2022-09-30

Low Carbon Designation



Morningstar carbon metrics are asset-weighted portfolio calculations based on Sustainalytics' company Carbon Risk Rating. To receive the Morningstar® Low Carbon Designation™, a fund must have a 12-month average Portfolio Carbon Risk Score below 10 and a 12-month average Fossil Fuel Involvement of less than 7% of assets. This signal helps investors easily identify funds that are well-positioned to transition to a low-carbon economy.

Månadsrapport

AMF Aktiefond Europa



As of 2022-11-30

Översikt

Morningstar Rating 3 Yr	★★★★
Morningstar Rating Overall	★★★★
Inception Date	1999-04-30
Fund Size (Mil)	6 572,0
NAV	278,66
Cash %	1,9
% Asset in Top 10 Holdings	40,6
# of Holdings	92
Manager Name	Rickard Alte, Martin Siwmark

Kalenderavkastning %

	YTD	2021	2020	2019	2018	2017
Aktiefond-Europa	-2,1	23,1	1,1	29,6	-8,9	12,1
MSCI AC Europe NR (omräkn.sek)	-5,3	28,2	-4,8	32,5	-6,2	11,8

Utveckling

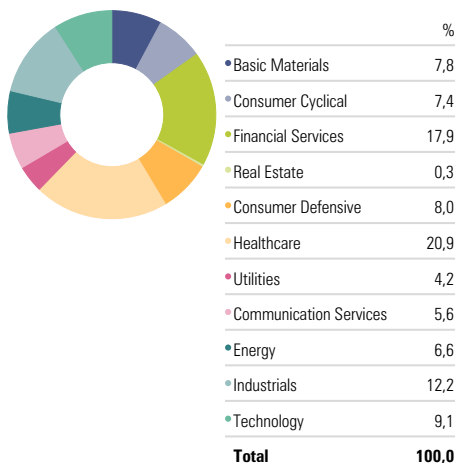
Time Period: 1999-04-30 to 2022-11-30



Rullande avkastning, Årsbasis %

	1 Year	3 Years	5 Years	10 Years	15 Years
Aktiefond-Europa	3,7	7,4	7,3	10,3	4,8
MSCI AC Europe NR (omräkn.sek)	0,6	5,5	7,3	9,7	3,8

Sektorer

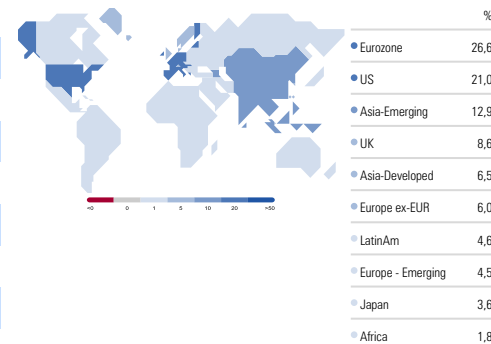


Största innehav

Company	Sector	Vikt %
AstraZeneca PLC	Healthcare	6,8
ASML Holding NV	Technology	5,0
Roche Holding AG	Healthcare	4,5
TotalEnergies SE	Energy	4,4
Novo Nordisk A/S Class B	Healthcare	3,9
Allianz SE	Financial Services	3,6
SAP SE	Technology	3,4
Air Liquide SA	Basic Materials	3,2
ING Groep NV	Financial Services	3,1
Compagnie Financiere Richemont SA	Consumer Cyclical	2,8

Intäkter exponering, Region

Portfolio Date: 2022-11-30



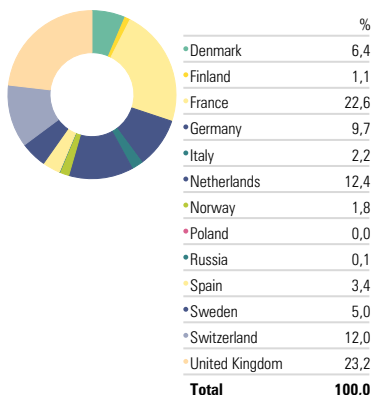
Riskindikatorer

Time Period: 2020-12-01 to 2022-11-30

	Fond	Index
Std Dev	13,2	13,1
Excess Return	-0,3	0,0
Information Ratio (arith)	-0,11	—
Sharpe Ratio	0,81	0,84
Tracking Error	2,9	0,0
Alpha	-0,10	0,00
Beta	0,98	1,00
R2	95,2	100,0

Länder

Portfolio Date: 2022-11-30



Hållbarhetsrating



Koldioxidrisker

Portfolio Date: 2022-09-30

No Designation

Morningstar carbon metrics are asset-weighted portfolio calculations based on Sustainalytics' company Carbon Risk Rating. To receive the Morningstar® Low Carbon Designation™, a fund must have a 12-month average Portfolio Carbon Risk Score below 10 and a 12-month average Fossil Fuel Involvement of less than 7% of assets. This signal helps investors easily identify funds that are well-positioned to transition to a low-carbon economy.

Månadsrapport

AMF Aktiefond Global



As of 2022-11-30

Översikt

Morningstar Rating 3 Yr	★★★★★
Morningstar Rating Overall	★★★★★
Inception Date	2001-11-15
Fund Size (Mil)	28 242,1
NAV	290,21
Cash %	2,8
% Asset in Top 10 Holdings	21,0
# of Holdings	160
Manager Name	Björn Lind, Ulf Alexandersson

Kalenderavkastning %

	YTD	2021	2020	2019	2018	2017
Aktiefond-Global	-1,3	33,3	5,2	34,7	-1,1	10,1
MSCI ACWI NR (omräkn.sek)	-2,9	33,2	1,8	34,3	-1,1	10,9

Utveckling

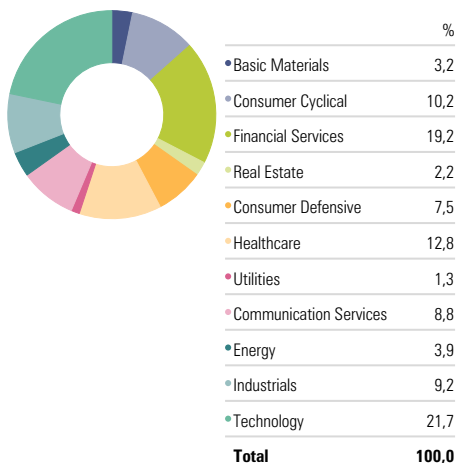
Time Period: 2001-11-15 to 2022-11-30



Rullande avkastning, Årsbasis %

	1 Year	3 Years	5 Years	10 Years	15 Years
Aktiefond-Global	2,4	11,9	13,0	14,5	8,9
MSCI ACWI NR (omräkn.sek)	0,9	10,0	11,8	14,0	9,0

Sektorer

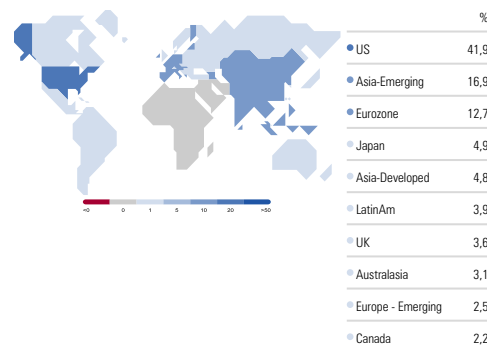


Största innehav

Company	Sector	Vikt %
Microsoft Corp	Technology	7,4
Alphabet Inc Class C	Communication Services	2,5
Visa Inc Class A	Financial Services	2,5
Alphabet Inc Class A	Communication Services	2,2
Berkshire Hathaway Inc Class B	Financial Services	2,1
McDonald's Corp	Consumer Cyclical	1,8
Merck & Co Inc	Healthcare	1,7
Procter & Gamble Co	Consumer Defensive	1,7
Tesla Inc	Consumer Cyclical	1,7
Taiwan Semiconductor Manufacturing Co Ltd	Technology	1,7

Intäkter exponering, Region

Portfolio Date: 2022-11-30



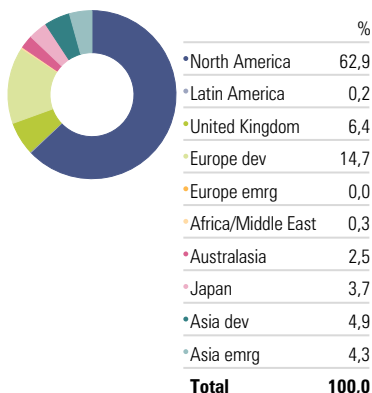
Riskindikatorer

Time Period: 2020-12-01 to 2022-11-30

	Fond	Index
Std Dev	11,2	11,6
Excess Return	0,8	0,0
Information Ratio (arith)	0,49	—
Sharpe Ratio	1,28	1,18
Tracking Error	1,7	0,0
Alpha	1,23	0,00
Beta	0,96	1,00
R2	97,9	100,0

Regioner

Portfolio Date: 2022-11-30



Hållbarhetsrating



Koldioxidrisker

Portfolio Date: 2022-09-30

No Designation

Morningstar carbon metrics are asset-weighted portfolio calculations based on Sustainalytics' company Carbon Risk Rating. To receive the Morningstar® Low Carbon Designation™, a fund must have a 12-month average Portfolio Carbon Risk Score below 10 and a 12-month average Fossil Fuel Involvement of less than 7% of assets. This signal helps investors easily identify funds that are well-positioned to transition to a low-carbon economy.

Månadsrapport

AMF Aktiefond Nordamerika



As of 2022-11-30

Översikt

Morningstar Rating 3 Yr	★★★★★
Morningstar Rating Overall	★★★★★
Inception Date	2007-09-24
Fund Size (Mil)	5 458,6
NAV	487,64
Cash %	0,2
% Asset in Top 10 Holdings	39,6
# of Holdings	76
Manager Name	Ulf Alexandersson, Björn Lind

Kalenderavkastning %

	YTD	2021	2020	2019	2018	2017
Aktiefond-Nordamerika	0,4	46,2	6,2	39,0	5,3	6,9
MSCI USA NR (omräkn.sek)	-1,6	44,6	3,7	38,2	4,3	8,0

Rullande avkastning, Årsbasis %

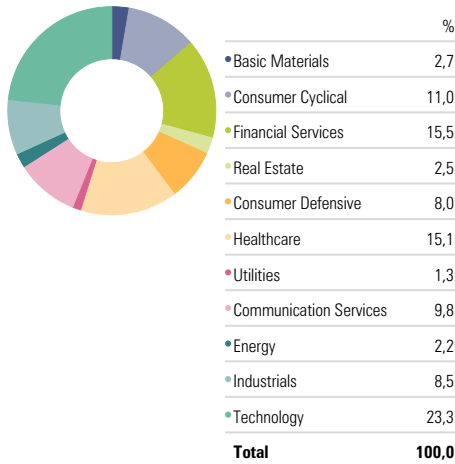
	1 Year	3 Years	5 Years	10 Years	15 Years	
Aktiefond-Nordamerika		3,6	16,2	17,8	18,6	11,8
MSCI USA NR (omräkn.sek)		2,2	14,1	16,1	18,1	12,6

Utveckling

Time Period: 2007-09-24 to 2022-11-30



Sektorer

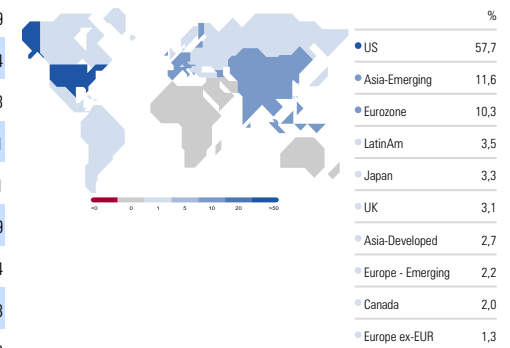


Största innehav

Company	Sector	Vikt %
Microsoft Corp	Technology	9,9
Alphabet Inc Class C	Communication Services	7,4
Procter & Gamble Co	Consumer Defensive	3,3
PepsiCo Inc	Consumer Defensive	3,1
Tesla Inc	Consumer Cyclical	3,1
Visa Inc Class A	Financial Services	2,9
Eli Lilly and Co	Healthcare	2,4
NVIDIA Corp	Technology	2,3
Thermo Fisher Scientific Inc	Healthcare	2,3
McDonald's Corp	Consumer Cyclical	2,2

Intäkter exponering, Region

Portfolio Date: 2022-11-30



Riskindikatorer

Time Period: 2020-12-01 to 2022-11-30

	Fond	Index
Std Dev	14,3	14,0
Excess Return	1,7	0,0
Information Ratio (arith)	0,83	—
Sharpe Ratio	1,41	1,33
Tracking Error	2,1	0,0
Alpha	1,37	0,00
Beta	1,01	1,00
R2	97,9	100,0

Hållbarhetsrating



Koldioxidrisker

Portfolio Date: 2022-09-30

Low Carbon Designation



Morningstar carbon metrics are asset-weighted portfolio calculations based on Sustainalytics' company Carbon Risk Rating. To receive the Morningstar® Low Carbon Designation™, a fund must have a 12-month average Portfolio Carbon Risk Score below 10 and a 12-month average Fossil Fuel Involvement of less than 7% of assets. This signal helps investors easily identify funds that are well-positioned to transition to a low-carbon economy.

Månadsrapport

AMF Aktiefond Småbolag



As of 2022-11-30

Översikt

Morningstar Rating 3 Yr	★★★
Morningstar Rating Overall	★★★
Inception Date	2004-05-17
Fund Size (Mil)	17 444,4
NAV	1 116,81
Cash %	1,9
% Asset in Top 10 Holdings	33,8
# of Holdings	69
Manager Name	Angelica Hanson, Tomas Risbecker

Kalenderavkastning %

	YTD	2021	2020	2019	2018	2017
Aktiefond-Småbolag	-35,7	48,7	41,5	42,2	-2,6	9,6
Carnegie Small Cap Return Sweden	-30,2	37,1	23,0	43,2	-0,2	8,8

Rullande avkastning, Årsbasis %

	1 Year	3 Years	5 Years	10 Years	15 Years
Aktiefond-Småbolag	-33,6	12,4	13,6	17,4	12,1
Carnegie Small Cap Return Sweden	-28,0	7,4	11,1	16,4	11,7

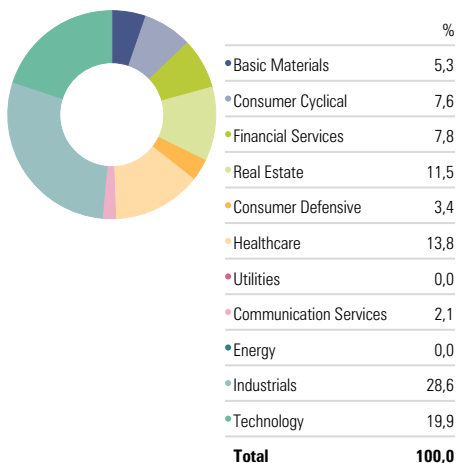
Utveckling

Time Period: 2004-05-17 to 2022-11-30



Aktiefond-Småbolag 1 260,6% Carnegie Small Cap Return Sweden 1 093,2%

Sektorer

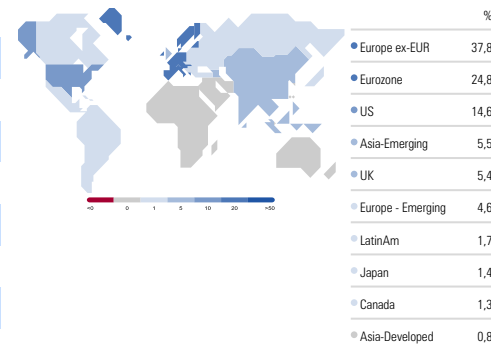


Största innehav

Company	Sector	Vikt %
Hexatronic Group AB	Technology	5,5
Beijer Ref AB Class B	Industrials	3,9
Trelleborg AB Class B	Industrials	3,8
Axfood AB	Consumer Defensive	3,3
Avanza Bank Holding AB	Financial Services	3,1
NCAB Group AB	Technology	3,1
Sectra AB Class B	Healthcare	3,0
Sweco AB Class B	Industrials	2,8
Addnode Group AB Class B	Technology	2,8
Skanska AB Class B	Industrials	2,6

Intäkter exponering, Region

Portfolio Date: 2022-11-30



Riskindikatorer

Time Period: 2020-12-01 to 2022-11-30

	Fond	Index
Std Dev	30,2	25,7
Excess Return	2,0	0,0
Information Ratio (arith)	0,34	—
Sharpe Ratio	0,23	0,14
Tracking Error	5,9	0,0
Alpha	2,62	0,00
Beta	1,16	1,00
R2	98,1	100,0

Hållbarhetsrating



Koldioxidrisker

Portfolio Date: 2022-09-30

Low Carbon Designation



Morningstar carbon metrics are asset-weighted portfolio calculations based on Sustainalytics' company Carbon Risk Rating. To receive the Morningstar® Low Carbon Designation™, a fund must have a 12-month average Portfolio Carbon Risk Score below 10 and a 12-month average Fossil Fuel Involvement of less than 7% of assets. This signal helps investors easily identify funds that are well-positioned to transition to a low-carbon economy.

Månadsrapport AMF Aktiefond Sverige



As of 2022-11-30

Översikt

Morningstar Rating 3 Yr	★
Morningstar Rating Overall	★
Inception Date	1998-12-30
Fund Size (Mil)	37 657,8
NAV	771,38
Cash %	1,4
% Asset in Top 10 Holdings	51,8
# of Holdings	46
Manager Name	Tomas Risbecker, Dick Bergqvist

Kalenderavkastning %

	YTD	2021	2020	2019	2018	2017
Aktiefond-Sverige	-25,3	40,5	11,7	25,7	-4,9	7,9
SIXPRX	-20,7	39,3	14,8	35,0	-4,6	10,0

Utveckling

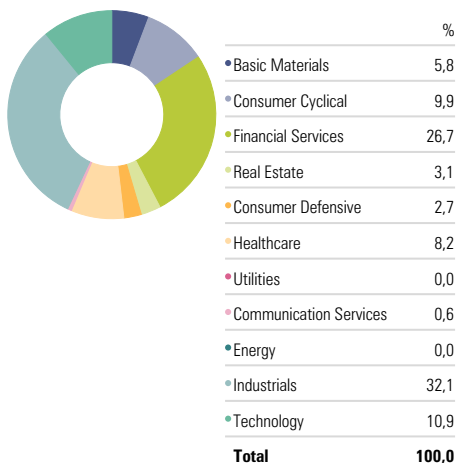
Time Period: 1998-12-31 to 2022-11-30



Rullande avkastning, Årsbasis %

	1 Year	3 Years	5 Years	10 Years	15 Years
Aktiefond-Sverige	-21,5	6,2	6,6	10,3	7,8
SIXPRX	-16,5	9,5	10,0	11,9	8,8

Sektorer

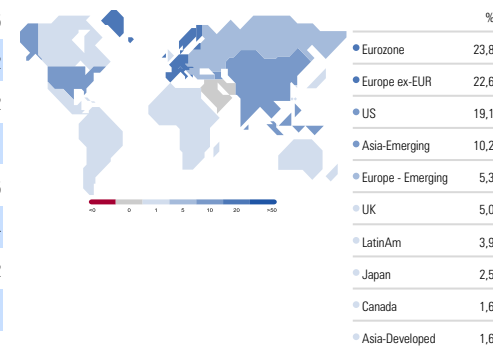


Största innehav

Company	Sector	Vikt %
Volvo AB Class B	Industrials	7,5
Investor AB A	Financial Services	7,2
Skandinaviska Enskilda Banken AB Class A	Financial Services	7,2
Atlas Copco AB Class B	Industrials	6,1
Epiroc AB Share B	Industrials	4,5
Hexagon AB Class B	Technology	4,4
Indutrade AB	Industrials	4,2
AstraZeneca PLC	Healthcare	4,1
Telefonaktiebolaget L M Ericsson Class B	Technology	3,4
Autoliv Inc Shs Swedish Depository Receipt	Consumer Cyclical	3,1

Intäkter exponering, Region

Portfolio Date: 2022-11-30



Riskindikatorer

Time Period: 2020-12-01 to 2022-11-30

	Fond	Index
Std Dev	23,5	21,7
Excess Return	-2,8	0,0
Information Ratio (arith)	-0,94	—
Sharpe Ratio	0,24	0,37
Tracking Error	3,0	0,0
Alpha	-2,93	0,00
Beta	1,08	1,00
R2	98,9	100,0

Hållbarhetsrating



Koldioxidrisker

Portfolio Date: 2022-09-30

Low Carbon Designation



Morningstar carbon metrics are asset-weighted portfolio calculations based on Sustainalytics' company Carbon Risk Rating. To receive the Morningstar® Low Carbon Designation™, a fund must have a 12-month average Portfolio Carbon Risk Score below 10 and a 12-month average Fossil Fuel Involvement of less than 7% of assets. This signal helps investors easily identify funds that are well-positioned to transition to a low-carbon economy.

Månadsrapport

AMF Aktiefond Tillväxtmarknader



As of 2022-11-30

Översikt

Morningstar Rating 3 Yr	—
Morningstar Rating Overall	—
Inception Date	2019-12-11
Fund Size (Mil)	1 944,9
NAV	109,99
Cash %	2,0
% Asset in Top 10 Holdings	39,8
# of Holdings	168
Manager Name	Henrik Oh, Martin Siwmark

Kalenderavkastning %

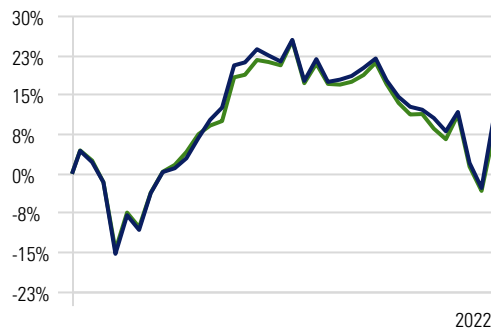
	YTD	2021	2020	2019	2018	2017
Aktiefond-Tillväxtmarknader	-8,5	6,7	7,9	—	—	—
MSCI Emerging Markets NR (omräkn.sek)	-9,8	8,0	5,4	—	—	—

Rullande avkastning, Årsbasis %

	1 Year	3 Years	5 Years	10 Years	15 Years
Aktiefond-Tillväxtmarknader	-7,3	—	—	—	—
MSCI Emerging Markets NR (omräkn.sek)	-8,8	—	—	—	—

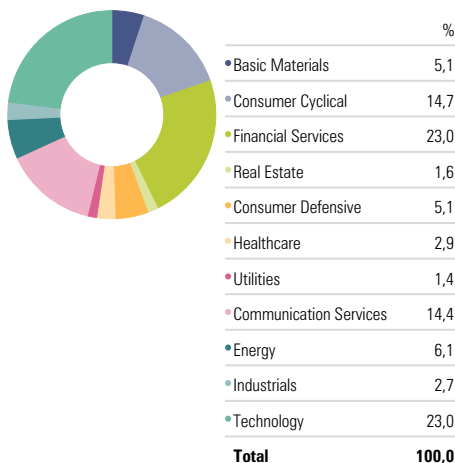
Utveckling

Time Period: 2019-12-11 to 2022-11-30



Aktiefond-Tillväxtmarknader 10,0% MSCI Emerging Markets NR (omräkn.sek) 7,2%

Sektorer

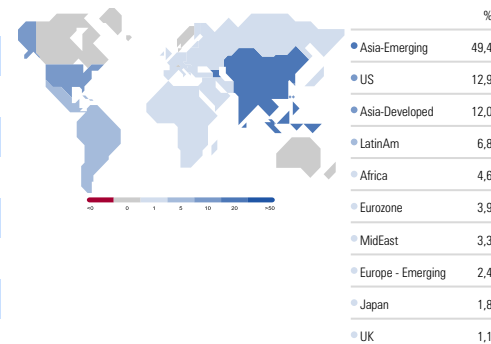


Största innehav

Company	Sector	Vikt %
Taiwan Semiconductor Manufacturing Co Ltd	Technology	8,3
Tencent Holdings Ltd	Communication Services	6,7
Alibaba Group Holding Ltd Ordinary Shares	Consumer Cyclical	5,3
Reliance Industries Ltd	Energy	4,5
Meituan Class B	Consumer Cyclical	2,6
Infosys Ltd	Technology	2,3
Chailease Holding Co Ltd	Financial Services	2,1
Housing Development Finance Corp Ltd	Financial Services	2,0
MediaTek Inc	Technology	2,0
Samsung SDI Co Ltd	Technology	1,8

Intäkter exponering, Region

Portfolio Date: 2022-11-30



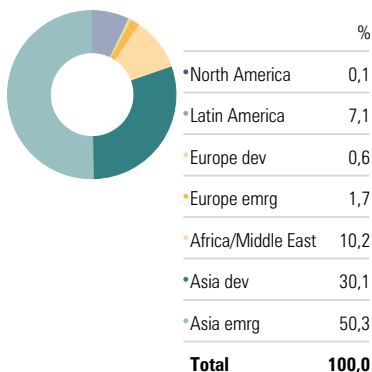
Riskindikatorer

Time Period: 2020-12-01 to 2022-11-30

	Fond	Index
Std Dev	15,3	14,7
Excess Return	0,8	0,0
Information Ratio (arith)	0,32	—
Sharpe Ratio	0,07	0,01
Tracking Error	2,4	0,0
Alpha	0,85	0,00
Beta	1,03	1,00
R2	97,5	100,0

Regioner

Portfolio Date: 2022-11-30



Hållbarhetsrating



Koldioxidrisker

Portfolio Date:

No Designation

Morningstar carbon metrics are asset-weighted portfolio calculations based on Sustainalytics' company Carbon Risk Rating. To receive the Morningstar® Low Carbon Designation™, a fund must have a 12-month average Portfolio Carbon Risk Score below 10 and a 12-month average Fossil Fuel Involvement of less than 7% of assets. This signal helps investors easily identify funds that are well-positioned to transition to a low-carbon economy.

Månadsrapport

AMF Aktiefond Världen



As of 2022-11-30

Översikt

Morningstar Rating 3 Yr	★★
Morningstar Rating Overall	★★★
Inception Date	1998-12-30
Fund Size (Mil)	45 117,4
NAV	564,02
Cash %	2,2
% Asset in Top 10 Holdings	29,8
# of Holdings	202
Manager Name	Björn Lind, Tomas Risbecker

Kalenderavkastning %

	YTD	2021	2020	2019	2018	2017
Aktiefond-Världen	-15,1	37,3	8,0	28,3	-3,7	8,1
SIXRX 60%, MSCI ACWI NR (omräkn.sek) 40%	-13,7	37,0	9,6	34,8	-3,2	10,5

Rullande avkastning, Årsbasis %

	1 Year	3 Years	5 Years	10 Years	15 Years
Aktiefond-Världen	-11,3	8,6	9,0	11,9	8,0
SIXRX 60%, MSCI ACWI NR (omräkn.sek) 40%	-9,6	9,9	10,9	12,8	9,0

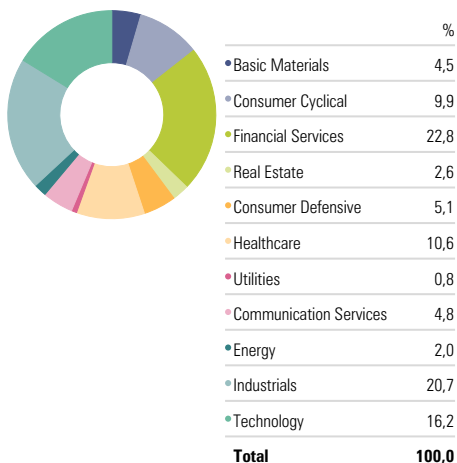
Utveckling

Time Period: 1998-12-31 to 2022-11-30



Aktiefond-Världen 717,7% SIXRX 60%, MSCI ACWI NR (omräkn.sek) 40% 626,1%

Sektorer

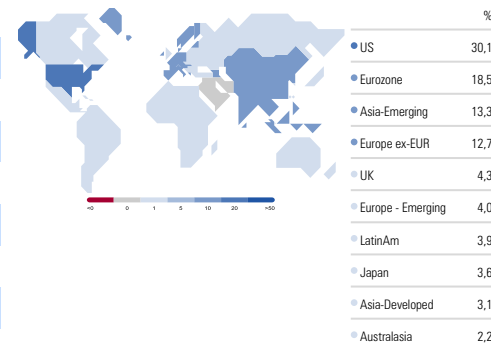


Största innehav

Company	Sector	Vikt %
Volvo AB Class B	Industrials	3,8
Skandinaviska Enskilda Banken AB Class A	Financial Services	3,5
Microsoft Corp	Technology	3,4
Investor AB A	Financial Services	3,3
Atlas Copco AB Class B	Industrials	3,0
AstraZeneca PLC	Healthcare	2,8
Epiroc AB Share B	Industrials	2,3
Indutrade AB	Industrials	2,2
Hexagon AB Class B	Technology	2,1
Investor AB Class B	Financial Services	1,8

Intäkter exponering, Region

Portfolio Date: 2022-11-30



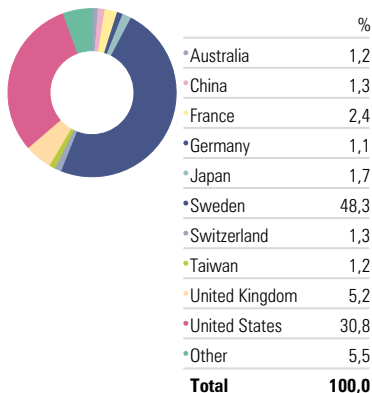
Riskindikatorer

Time Period: 2020-12-01 to 2022-11-30

	Fond	Index
Std Dev	17,3	17,1
Excess Return	-1,0	0,0
Information Ratio (arith)	-0,69	—
Sharpe Ratio	0,54	0,60
Tracking Error	1,5	0,0
Alpha	-0,99	0,00
Beta	1,00	1,00
R2	99,2	100,0

Länder

Portfolio Date: 2022-11-30



Hållbarhetsrating



Koldioxidrisker

Portfolio Date: 2022-09-30

Low Carbon Designation



Morningstar carbon metrics are asset-weighted portfolio calculations based on Sustainalytics' company Carbon Risk Rating. To receive the Morningstar® Low Carbon Designation™, a fund must have a 12-month average Portfolio Carbon Risk Score below 10 and a 12-month average Fossil Fuel Involvement of less than 7% of assets. This signal helps investors easily identify funds that are well-positioned to transition to a low-carbon economy.

Månadsrapport AMF Balansfond



As of 2022-11-30

Översikt

Morningstar Rating 3 Yr	★★★
Morningstar Rating Overall	★★★★
Inception Date	1998-12-30
Fund Size (Mil)	24 807,7
NAV	350,09
Cash %	0,0
Modified duration, %	3,46
% Asset in Top 10 Holdings	23,3
# of Holdings	282
Manager Name	Björn Lind, Tomas Risbecker

Kalenderavkastning %

	YTD	2021	2020	2019	2018	2017
Balansfonden	-12,7	22,4	6,0	16,9	-1,9	5,2
Index Balansfonden	-11,3	20,8	7,3	20,5	-1,5	6,4

Indexet består av Handelsbanken Markets Combined Sweden All Bonds 40%, SIXRX 40%, MSCI ACWI NR (omräkn Sek) 20%

Rullande avkastning, Årsbasis %

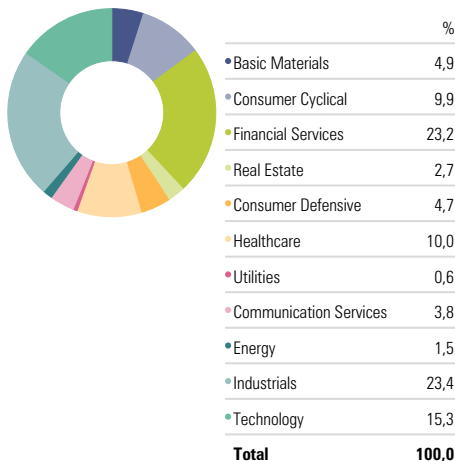
	1 Year	3 Years	5 Years	10 Years	15 Years
Balansfonden	-10,3	4,6	5,1	7,6	6,6
Index Balansfonden	-8,9	5,3	6,3	8,0	6,7

Utveckling

Time Period: 1998-12-31 to 2022-11-30



Sektorer, Aktier

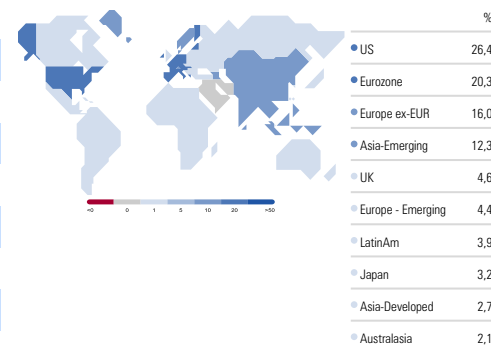


Största innehav

Company	Sector	Vikt %
Sweden (Kingdom Of)	—	3,0
Volvo AB Class B	Industrials	3,0
Investor AB A	Financial Services	2,7
Skandinaviska Enskilda Banken AB Class A	Financial Services	2,7
Atlas Copco AB Class B	Industrials	2,3
AstraZeneca PLC	Healthcare	1,9
Epiroc AB Share B	Industrials	1,8
Indutrade AB	Industrials	1,7
Hexagon AB Class B	Technology	1,7
Swedish Covered Bond Corporation 1%	—	1,7

Intäkter exponering, Region

Portfolio Date: 2022-11-30



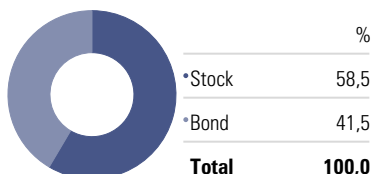
Riskindikatorer

Time Period: 2020-12-01 to 2022-11-30

	Fond	Index
Std Dev	12,0	11,6
Excess Return	-0,2	0,0
Information Ratio (arith)	-0,16	—
Sharpe Ratio	0,36	0,38
Tracking Error	1,1	0,0
Alpha	-0,25	0,00
Beta	1,03	1,00
R2	99,3	100,0

Allokering

Portfolio Date: 2022-11-30



Hållbarhetsrating



Koldioxidrisker

Portfolio Date: 2022-09-30

Low Carbon Designation



Morningstar carbon metrics are asset-weighted portfolio calculations based on Sustainalytics' company Carbon Risk Rating. To receive the Morningstar® Low Carbon Designation™, a fund must have a 12-month average Portfolio Carbon Risk Score below 10 and a 12-month average Fossil Fuel Involvement of less than 7% of assets. This signal helps investors easily identify funds that are well-positioned to transition to a low-carbon economy.

Månadsrapport

AMF Företagsobligationsfond



As of 2022-11-30

Översikt

Morningstar Rating 3 Yr	★★★
Morningstar Rating Overall	★★★
Inception Date	2018-08-29
Fund Size (Mil)	797,4
NAV	98,71
Cash %	0,0
% Asset in Top 10 Holdings	18,8
# of Holdings	41
Manager Name	Johan Moeschlin, Charlotte Sillén

Kalenderavkastning %

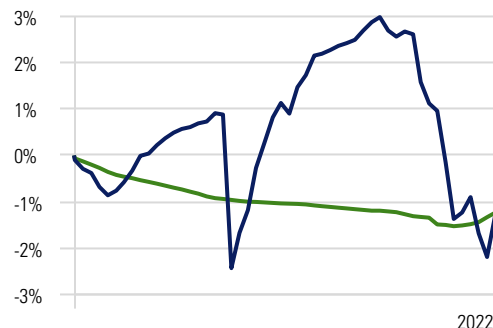
	YTD	2021	2020	2019	2018	2017
Företagsobligationsfond	-3,9	0,9	1,0	1,6	—	—
Handelsbanken Markets Sweden All Treasury Bills	0,0	-0,2	-0,2	-0,5	—	—

Rullande avkastning, Årsbasis %

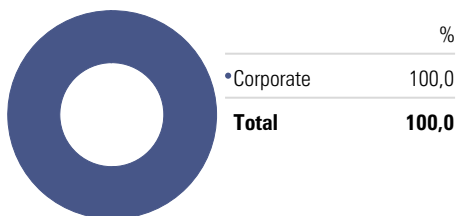
	1 Year	3 Years	5 Years	10 Years	15 Years
Företagsobligationsfond	-3,8	-0,7	—	—	—
Handelsbanken Markets Sweden All Treasury Bills	0,0	-0,1	—	—	—

Utveckling

Time Period: 2018-08-29 to 2022-11-30



Sektorer

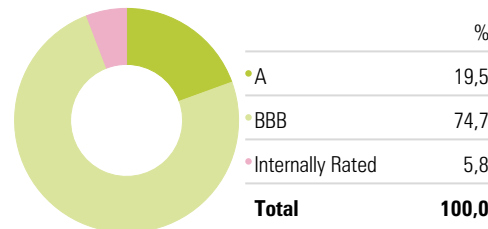


Största innehav

	Vikt %
Skandinaviska Enskilda Banken AB (publ) 2.42%	5,6
Atrium Ljungberg AB 2.97%	4,5
Santander Consumer Bank AS 2.81%	4,2
Castellum AB 2.78%	4,1
Bonnier Fastigheter Finans Ab (Publ) 3.34%	4,1
Fabege AB 3.02%	3,9
Svenska Cellulosa Aktiebolaget SCA (publ) 2.59%	3,6
Humlegården Fastigheter AB 2.95%	3,6
Husqvarna AB 4.19%	3,3
Scania CV AB 0.75%	3,2

Rating

Portfolio Date: 2022-11-30



Riskindikatorer

Time Period: 2020-12-01 to 2022-11-30

	Fond	Index
Std Dev	1,8	0,2
Excess Return	-1,3	0,0
Information Ratio (arith)	-0,73	—
Sharpe Ratio	-0,74	-0,82
Tracking Error	1,8	0,0
Alpha	-0,80	0,00
Beta	12,88	1,00
R2	12,0	100,0

Riskmått

Duration	0,64
Modified duration, %	0,61
Modified duration credits, %	0,61
Yield, %	4,67
Average time to maturity	2,72

Hållbarhetsrating



Koldioxidrisker

Portfolio Date: 2022-09-30

Low Carbon Designation



Morningstar carbon metrics are asset-weighted portfolio calculations based on Sustainalytics' company Carbon Risk Rating. To receive the Morningstar® Low Carbon Designation™, a fund must have a 12-month average Portfolio Carbon Risk Score below 10 and a 12-month average Fossil Fuel Involvement of less than 7% of assets. This signal helps investors easily identify funds that are well-positioned to transition to a low-carbon economy.

Månadsrapport

AMF Räntefond Kort



As of 2022-11-30

Översikt

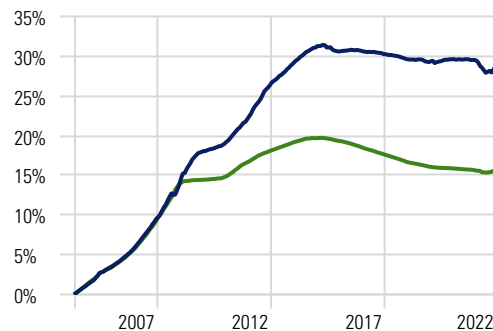
Morningstar Rating 3 Yr	—
Morningstar Rating Overall	—
Inception Date	2004-05-17
Fund Size (Mil)	7 411,3
NAV	110,74
Cash %	2,4
% Asset in Top 10 Holdings	0,6
# of Holdings	30
Manager Name	Johan Moeschlin, Charlotte Sillén

Kalenderavkastning %

	YTD	2021	2020	2019	2018	2017
Räntefond-Kort	-0,7	-0,1	0,3	-0,3	-0,5	-0,3
Handelsbanken Markets Sweden All Treasury Bills	0,0	-0,2	-0,2	-0,5	-0,8	-0,8

Utveckling

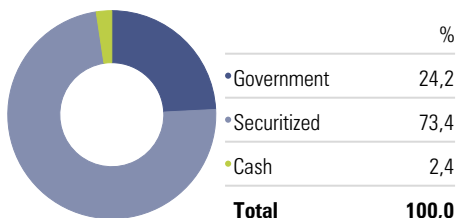
Time Period: 2004-05-17 to 2022-11-30



Rullande avkastning, Årsbasis %

	1 Year	3 Years	5 Years	10 Years	15 Years
Räntefond-Kort	-0,7	-0,2	-0,3	0,2	1,1
Handelsbanken Markets Sweden All Treasury Bills	0,0	-0,1	-0,4	-0,2	0,4

Sektorer

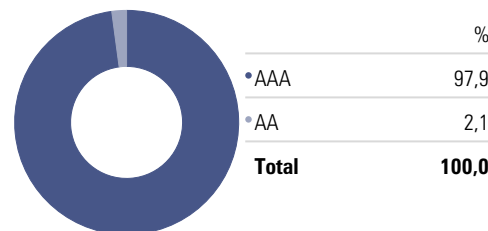


Största innehav

	Vikt %
Landshypotek Bank AB (publ) 3.26%	6,2
Skandiabanken AB 2.63%	6,1
Realkredit Danmark A/S 2.58%	5,9
Nykredit Realkredit A/S 2.64%	5,4
DnB Boligkreditt AS 0.75%	4,8
Landshypotek Bank AB (publ) 0.75%	4,7
Lansforsakringar Hypotek AB 1.25%	4,3
Sparebanken Vest Boligkreditt AS 2.22%	4,1
African Development Bank 0.24%	4,0
Nykredit Realkredit A/S 2.64%	3,7

Rating

Portfolio Date: 2022-11-30



Riskindikatorer

Time Period: 2020-12-01 to 2022-11-30

	Fond	Index
Std Dev	0,5	0,2
Excess Return	-0,3	0,0
Information Ratio (arith)	-0,61	—
Sharpe Ratio	-0,69	-0,82
Tracking Error	0,4	0,0
Alpha	-0,24	0,00
Beta	1,69	1,00
R2	3,3	100,0

Riskmått

Duration	0,27
Modified duration, %	0,26
Modified duration credits, %	0,40
Yield, %	2,52
Average time to maturity	2,22

Hållbarhetsrating



Koldioxidrisker

Portfolio Date: 2022-09-30

No Designation

Morningstar carbon metrics are asset-weighted portfolio calculations based on Sustainalytics' company Carbon Risk Rating. To receive the Morningstar® Low Carbon Designation™, a fund must have a 12-month average Portfolio Carbon Risk Score below 10 and a 12-month average Fossil Fuel Involvement of less than 7% of assets. This signal helps investors easily identify funds that are well-positioned to transition to a low-carbon economy.

Månadsrapport

AMF Räntefond Lång



As of 2022-11-30

Översikt

Morningstar Rating 3 Yr	★★★★
Morningstar Rating Overall	★★★★★
Inception Date	1998-12-30
Fund Size (Mil)	7 697,4
NAV	140,59
Cash %	-11,7
% Asset in Top 10 Holdings	47,8
# of Holdings	82
Manager Name	Johan Moeschlin, Charlotte Sillén

Kalenderavkastning %

	YTD	2021	2020	2019	2018	2017
Räntefond-Lång	-7,1	-0,4	2,0	1,7	1,2	0,7
Handelsbanken Markets Combined Sweden All Bonds	-6,7	-1,0	1,4	1,2	1,0	0,4

Utveckling

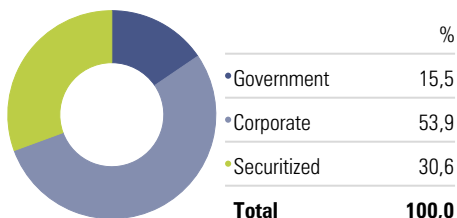
Time Period: 1998-12-31 to 2022-11-30



Rullande avkastning, Årsbasis %

	1 Year	3 Years	5 Years	10 Years	15 Years
Räntefond-Lång	-7,3	-2,0	-0,6	1,0	3,1
Handelsbanken Markets Combined Sweden All Bonds	-7,0	-2,2	-0,9	0,7	2,6

Sektorer

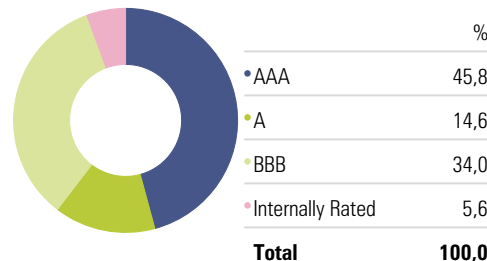


Största innehav

Innehav	Vikt %
Lansforsakringar Hypotek AB 1.25%	4,7
Swedish Covered Bond Corporation 1%	4,4
Skandinaviska Enskilda Banken AB (publ) 1%	3,9
Sweden (Kingdom Of) 1%	3,1
Sweden (Kingdom Of) 2.5%	2,9
Sweden (Kingdom Of) 0.75%	2,8
Swedish Covered Bond Corporation 2%	2,7
Lansforsakringar Bank Aktiebolag (Publ) 2.33%	2,6
Sweden (Kingdom Of) 3.5%	2,6
Bank Norwegian As 3.38%	2,6

Rating

Portfolio Date: 2022-11-30



Riskindikatorer

Time Period: 2020-12-01 to 2022-11-30

	Fond	Index
Std Dev	3,2	3,4
Excess Return	0,1	0,0
Information Ratio (arith)	0,20	—
Sharpe Ratio	-1,18	-1,16
Tracking Error	0,6	0,0
Alpha	-0,12	0,00
Beta	0,94	1,00
R2	97,0	100,0

Riskmått

Duration	3,63
Modified duration, %	3,49
Modified duration credits, %	2,06
Yield, %	4,02
Average time to maturity	3,68

Hållbarhetsrating



Koldioxidrisker

Portfolio Date: 2022-09-30

No Designation

Morningstar carbon metrics are asset-weighted portfolio calculations based on Sustainalytics' company Carbon Risk Rating. To receive the Morningstar® Low Carbon Designation™, a fund must have a 12-month average Portfolio Carbon Risk Score below 10 and a 12-month average Fossil Fuel Involvement of less than 7% of assets. This signal helps investors easily identify funds that are well-positioned to transition to a low-carbon economy.

Månadsrapport

AMF Räntefond Mix



As of 2022-11-30

Översikt

Morningstar Rating 3 Yr	—
Morningstar Rating Overall	—
Inception Date	2012-01-18
Fund Size (Mil)	3 288,0
NAV	109,67
Cash %	4,1
% Asset in Top 10 Holdings	15,0
# of Holdings	80
Manager Name	Johan Moeschlin, Charlotte Sillén

Kalenderavkastning %

	YTD	2021	2020	2019	2018	2017
Räntefond-Mix	-7,7	-1,8	2,7	1,7	0,0	-0,6
Index Räntefond-Mix	-8,1	-1,9	2,4	1,4	0,0	-0,7

Indexet består av Handelsb. Markets Sweden All Government Bonds 1-10 år 25%, JPM Germany Government index 1-10 år 25%, JPM UK Government index 1-10 år 25%, JPM US Treasury index 1-10 år 25%, hedgat till SEK

Rullande avkastning, Årsbasis %

	1 Year	3 Years	5 Years	10 Years	15 Years	
Räntefond-Mix	—	-8,2	-2,5	-1,1	0,5	—
Index Räntefond-Mix	—	-8,7	-2,8	-1,3	0,2	—

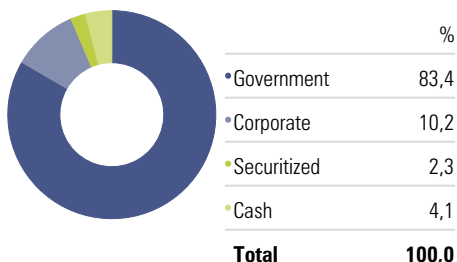
Utveckling

Time Period: 2012-01-18 to 2022-11-30



Räntefond-Mix 9,7% Index Räntefond-Mix 6,0%

Sektorer

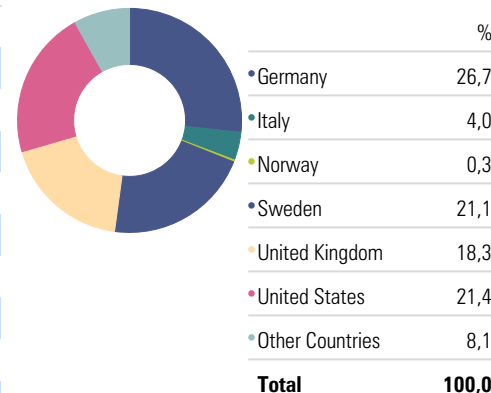


Största innehav

Innehav	Vikt %
Sweden (Kingdom Of) 0.75%	4,3
United States Treasury Notes 2.75%	4,1
United Kingdom of Great Britain and Northern Ireland 0.25%	4,0
Germany (Federal Republic Of) 1%	3,3
Germany (Federal Republic Of) 0%	3,1
European Investment Bank 1.5%	2,9
Germany (Federal Republic Of) 0.5%	2,8
United States Treasury Notes 1.25%	2,8
European Bank For Reconstruction & Development 0.88%	2,7
Italy (Republic Of) 2.45%	2,7

Länder

Portfolio Date: 2022-11-30



Riskindikatorer

Time Period: 2020-12-01 to 2022-11-30

	Fond	Index
Std Dev	3,5	4,1
Excess Return	0,2	0,0
Information Ratio (arith)	0,33	—
Sharpe Ratio	-1,37	-1,23
Tracking Error	0,8	0,0
Alpha	-0,52	0,00
Beta	0,85	1,00
R2	98,4	100,0

Riskmått

Duration	3,95
Modified Duration, %	3,84
Modified duration credits, %	2,63
Yield, %	2,98
Average time to maturity	4,37

Hållbarhetsrating



Koldioxidrisker

Portfolio Date: 2022-09-30

No Designation

Morningstar carbon metrics are asset-weighted portfolio calculations based on Sustainalytics' company Carbon Risk Rating. To receive the Morningstar® Low Carbon Designation™, a fund must have a 12-month average Portfolio Carbon Risk Score below 10 and a 12-month average Fossil Fuel Involvement of less than 7% of assets. This signal helps investors easily identify funds that are well-positioned to transition to a low-carbon economy.

Månadsrapport

AMF Strategifond Global



As of 2022-11-30

Översikt

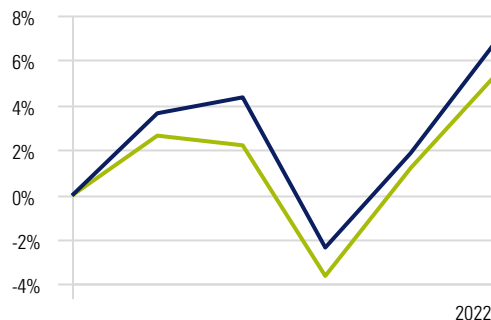
Morningstar Rating 3 Yr	—
Morningstar Rating Overall	—
Inception Date	2022-07-01
Fund Size (Mil)	327,6
NAV	106,71
Cash %	4,9
% Asset in Top 10 Holdings	100,0
# of Holdings	7
Manager Name	Magnus Jonasson, Thomas Nordahl

Kalenderavkastning %

	Från start	YTD	2021	2020	2019	2018
Strategifond Glob	6,7	—	—	—	—	—
MSCI ACWI NR (i)	5,3	—	—	—	—	—

Utveckling

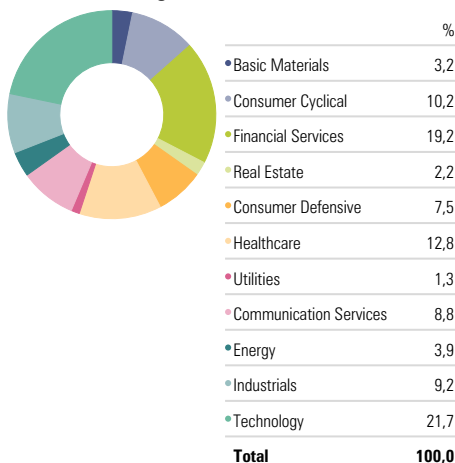
Time Period: 2022-07-01 to 2022-11-30



Rullande avkastning, Årsbasis %

	1 Year	3 Years	5 Years	10 Years	15 Years
Strategifond Global	—	—	—	—	—
MSCI ACWI NR (omräkn.sek)	—	—	—	—	—

Sektorer Strategifond Global

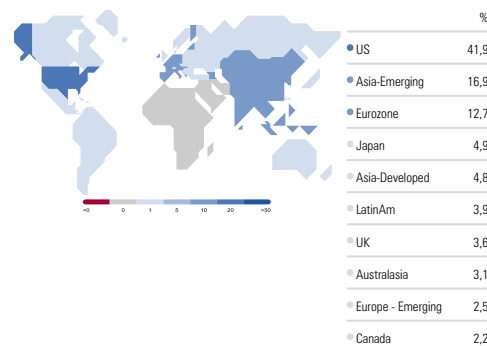


Största innehav Strategifond Global

Company	Sektor	Vikt %
Microsoft Corp	Technology	7,4
Alphabet Inc Class C	Communication Services	2,5
Visa Inc Class A	Financial Services	2,5
Alphabet Inc Class A	Communication Services	2,2
Berkshire Hathaway Inc Class B	Financial Services	2,1
McDonald's Corp	Consumer Cyclical	1,8
Merck & Co Inc	Healthcare	1,7
Procter & Gamble Co	Consumer Defensive	1,7
Tesla Inc	Consumer Cyclical	1,7
Taiwan Semiconductor Manufacturing Co Ltd	Technology	1,7

Intäkter exponering, Region Strategifond Global

Portfolio Date: 2022-11-30

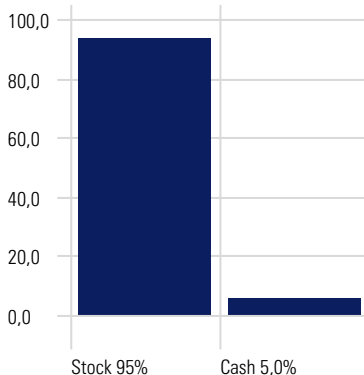


Riskindikatorer

Time Period: 2020-12-01 to 2022-11-30

	Fond	Index
Std Dev	—	—
Excess Return	—	—
Information Ratio (arith)	—	—
Sharpe Ratio	—	—
Tracking Error	—	—
Alpha	—	—
Beta	—	—
R2	—	—

Allokering



Hållbarhetsrating



Koldioxidrisker

Portfolio Date: 2022-09-30

No Designation

Morningstar carbon metrics are asset-weighted portfolio calculations based on Sustainalytics' company Carbon Risk Rating. To receive the Morningstar® Low Carbon Designation™, a fund must have a 12-month average Portfolio Carbon Risk Score below 10 and a 12-month average Fossil Fuel Involvement of less than 7% of assets. This signal helps investors easily identify funds that are well-positioned to transition to a low-carbon economy.

Månadsrapport

As of 2022-11-30



DEFINITIONER

Std Dev (volatilitet) Std Dev är ett riskmått, som avser spridning kring förväntad avkastning. Ett stort spridningsmått innebär hög risk och vice versa. Till exempel innebär 10% volatilitet att avkastningen med två tredjedels sannolikhet kommer att hamna inom 10% från den förväntade avkastningen.

Excess Return Avser den värdeökning alternativt värdeminskning som uppstått under perioden utöver jämförelseindex

Information Ratio Information Ratio ställer en fonds uppnådda avkastning (utöver jämförelseindex) i relation till den aktiva risken. Måttet anger hur mycket extra avkastning som uppnåtts jämfört med hur mycket extra risk som tagits.

Sharpe Ratio Ställer avkastning i relation till den totala risken. Anger hur mycket avkastning, nedjusterad med den riskfria räntan, som uppnåtts i relation till hur mycket risk som tagits.

Tracking Error Mäter storleken på avvikelser mellan en fonds och dess jämförelseindex avkastning. Ett högt tracking error indikerar att förvaltningen avvikit mycket från den övriga marknaden, index. Till exempel innebär 5% tracking error att fondens avkastning, två år av tre, kommer att hamna inom ett intervall om 5% från dess jämförelseindex avkastning.

Alpha Beskriver den uppnådda över- eller underavkastning i förhållande till jämförelseindex med justering av beta, det vill säga med hänsyn till hur stor marknadsrisk som tagits. Om alfa är positivt har fonden överavkastat i förhållande till den marknadsrisk som tagits.

Beta Beta anger sambandet mellan en fonds avkastning och dess marknads avkastning. Om $\beta = 1$ tenderar fondens avkastning att uppföra sig som marknads avkastning. $\beta < 1$ innebär att marknads svängningar försvagas och $\beta > 1$ betyder att marknads svängningar förstärks.

R2 R2 anger hur starkt sambandet är mellan en fond och dess index.

Duration Duration är en räntefonds genomsnittliga återbetalningstid, vägd med kassaströmmarnas nuvärde.

Modified duration Anger hur känsligt räntefondens värde är för förändringar i räntenivån, det vill säga med hur många procent fondens värde ändras när räntenivån sjunker eller stiger med en procentenhet.

Modified duration credits Modifierad duration på alla innehav exklusive sådana utgivna av stater.

Yield Förväntad avkastning vid oförändrad räntenivå

Average time to maturity En sammanvägning av alla innehavs löptid till slutligt förfall.